




Ahead of the Curve®

Tremendous.



DOMINION™ d110

The Dominion™ powered subwoofers benefit from JL Audio's expertise in driver and amplifier design to arrive at a unique solution for applications requiring a compact, more affordable subwoofer.

Unlike any other product in its price class, the Dominion™ powered subwoofer employs a purpose-engineered, long excursion driver, built on JL Audio's exclusive DMA motor optimization technology. This leads to reduced distortion at higher output levels, as well as improved dynamic tracking and resolution.

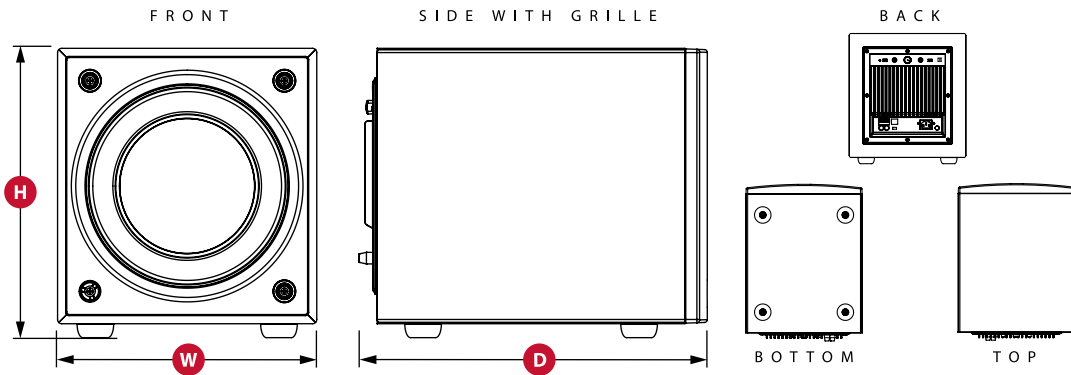

The Dominion™ amplifier is also purpose-engineered, featuring an advanced Class D design, with a tightly-regulated switching power supply (another rarity in this price class). These technologies ensure that the Dominion™ powered subwoofer remains in its

comfort zone, well past the point where most small subwoofers run out of power or driver capability.

Dominion™ powered subwoofers can be used in full home theater systems, media room systems, dedicated two-channel music systems, desktop audio workstations and small recording studios, just to name a few potential applications. High-level inputs even make it possible to add a subwoofer to systems lacking line outputs. The available Wireless Link port operates with a JLINK™ TRX system (sold separately) to deliver an invisible, cable-free connection from your source unit, up to 100 feet (30 meters) away.

Every Dominion™ powered subwoofer is precision-built in JL Audio's U.S. factory to deliver years of listening enjoyment.

Dominion d110 Features:	Dominion d110 Specifications:
Unbalanced Inputs: Stereo or Mono (two RCA jacks)	Enclosure Type: Sealed
High-Level Inputs: Stereo or Mono (removable plug)	Driver: Single 10-inch (nominal diameter)
Wireless Inputs: Bit-Perfect PCM Stereo Digital via 2.4 GHz Wireless (when used with JLINK™ TRX - sold separately)	Frequency Response: (anechoic) 27 – 111 Hz (±1.5dB) –3 dB at 25 Hz / 118 Hz –10 dB at 21 Hz / 143 Hz
Input Grounding: Selectable (Isolated or Grounded)	Input Impedance: Line Inputs: 20 kΩ High-Level Inputs: 4.4 kΩ
Level Control: Variable: full mute to +15 dB over reference gain	Effective Piston Area: 48.71 sq. in. (0.0314 sq. m)
Power On/Off: Automatic Signal-Sensing only	Effective Displacement: 127 cu. in. (2.08 liters)
Low-Pass Filter: 24 dB per octave with Linkwitz-Riley alignment	Amplifier Power: 750 watts RMS short-term
Low-Pass Cutoff Frequency Range: Variable: 25 Hz – 130 Hz	Dimensions* (H x W x D): 13.4 in. x 12 in. x 15.86 in. 340 mm x 305 mm x 403 mm
Polarity: 0 or 180 degrees	Net Weight: 38.2 lbs. (17.3 kg)
Phase: Variable from 0 – 280 degrees, referenced to 80 Hz	Cabinet Finish: High-Gloss Black or Black Ash Vinyl Veneer
	Built in USA with imported and domestic components



* All height dimensions include feet, depth dimensions include grilles.



"JL Audio", "Ahead of the Curve" and the JL Audio logo are registered trademarks of JL Audio, Inc.
©2015 JL Audio, Inc. • U.S. PATENTS: #5,734,734 #6,501,844 Other U.S. & Foreign patents pending.
Due to our policy of continuous product development, all specifications are subject to change without notice.

www.jlaudio.com
10369 North Commerce Parkway • Miramar, Florida • 33025 • USA



SKU#97271 05-2015
Printed in U.S.A.