



Custom Installation Buyer's Guide
2020 - 2021

Klipsch

TABLE OF CONTENTS

THX CINEMA SERIES

THX-8000-L	5
THX-8000-S	5
THX-5002-L	5
THX-5002-S	6
THX-504-L	6
THX-502-L	6

PROFESSIONAL SERIES

PRO-180RPC LCR	8
PRO-180RPC	8
PRO-160RPC	9
PRO-250RPW LCR	10
PRO-180RPW	10
PRO-25RW LCR	12
PRO-18RW	12
PRO-16RW	14
PRO-18RC	14
PRO-16RC	14
PRO-14RC SKYHOOK CINCH	15
PRO-1200SW	15
PRO-1000SW	15

DESIGNER SERIES

DS-180CSM-SKYHOOK CINCH	17
DS-180CDT SKYHOOK CINCH	17
DS-160CDT SKYHOOK CINCH	17
DS-160CSM SKYHOOK CINCH	18
DS-250W LCR SKYHOOK CINCH	18

CUSTOM SERIES

CS-16C II SKYHOOK CINCH	19
CS-18C SKYHOOK CINCH	19
CS-16CSM SKYHOOK CINCH	20
CS-16W SKYHOOK CINCH	20

SHALLOW DEPTH

SLM-5400-C	22
SLM-3400-C	22

THX ULTRA SERIES

THX-6000-LCR	23
THX-5000-LCR	23
THX-5000-SUR	24
THX-1200-SW	24
KA-1000-THX	24

REFERENCE PREMIERE DESIGNER ON-WALL

RP-440D SB	26
RP-640D	26
RP-240D	27
RP-140D	27

CUSTOMIZED HERITAGE THEATER BAR

CUSTOMIZED HERITAGE THEATER BAR	28
------------------------------------	----

OUTDOOR SPEAKERS

AW-650	30
AW-525	30
CP-6	30
AW-400	31
PRO-650T-LS	31
PRO-500T-LS	31
PRO-12SW-LS	35
PRO-10SW-LS	32
ACCESSORIES	33
PRO-10SW-RK	34
PRO-650T-RK	34
AWR-650-SM	34

AMPLIFIERS

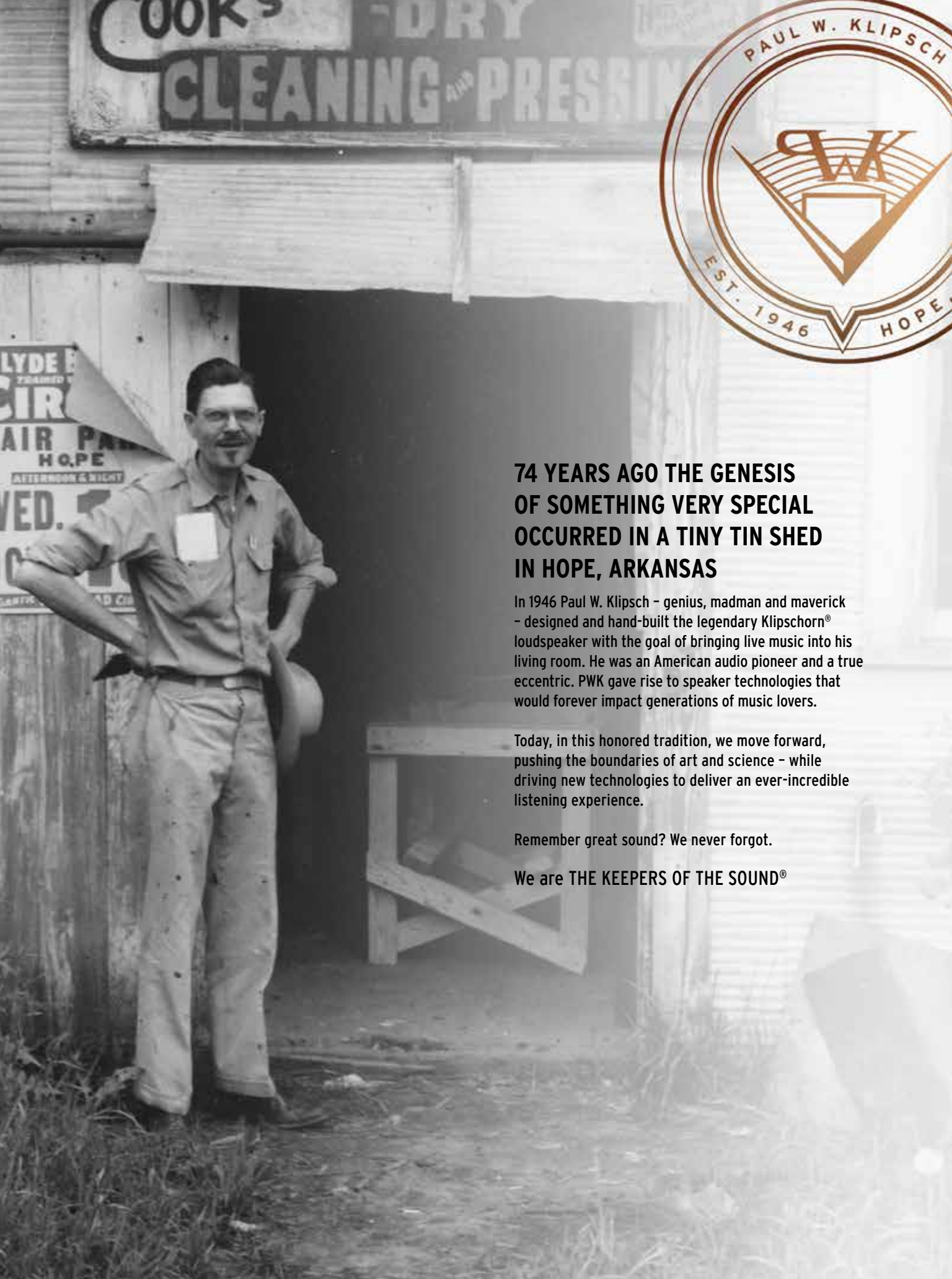
KDA-1000	36
KDA-500	36
KA-1000-THX	37

SUBWOOFERS

PRO-1200SW	39
PRO-1000SW	39
THX-1200-SW	39

COMMERCIAL SPEAKERS

IC-800-T	40
IC-650-T	40
IC-525-T	40
IC-500-T-SC	41
KPH-800	41
KPH-650	41
CP-6T	42
CP-4T	42
CA-800-T	43
CA-650-T	43
CA-525-T	44
CA-800-TSW	44



**74 YEARS AGO THE GENESIS
OF SOMETHING VERY SPECIAL
OCCURRED IN A TINY TIN SHED
IN HOPE, ARKANSAS**

In 1946 Paul W. Klipsch - genius, madman and maverick - designed and hand-built the legendary Klipschorn® loudspeaker with the goal of bringing live music into his living room. He was an American audio pioneer and a true eccentric. PWK gave rise to speaker technologies that would forever impact generations of music lovers.

Today, in this honored tradition, we move forward, pushing the boundaries of art and science - while driving new technologies to deliver an ever-incredible listening experience.

Remember great sound? We never forgot.

We are THE KEEPERS OF THE SOUND®

THX
ULTRA2™



Don't say we didn't warn you

Once you hear it, you'll have to have it

THX® CINEMA SERIES

This extraordinary custom home theater series brings cinema-quality sound to the comforts of home by using Klipsch's renowned, professional-grade technology. These THX Ultra and Select certified speakers expertly deliver the raw explosiveness and fine detail of any film format and will shatter your expectations for home theater performance. The flat magnetic grille allows these in-wall and in-ceiling speakers to melt seamlessly into your home theater.

- THX Certified for high performance home cinema • THX Ultra and THX Select Certified models



- THX Ultra Certified in-ceiling surround speaker for rooms over 3000 cubic feet
- Cinema quality sound in an architectural format
- Fully enclosed back box
- Wide Dispersion Sound Technology (WDST)
- Flat, magnetic, paintable grille

THX-5002-S DUAL 5.25" IN-CEILING SURROUND SPEAKER

FREQUENCY RESPONSE	45Hz-20kHz +/- 3dB
SENSITIVITY	93dB @ 2.83V/1 meter
IMPEDANCE	8 ohms compatible
CROSSOVER FREQUENCY	2500Hz
POWER HANDLING (CONT/PEAK)	100W /400W
HIGH FREQUENCY DRIVER	Two 1" Titanium tweeters in vertically stacked Tractrix horns
LOW FREQUENCY DRIVER	Two 5.25" (16.51cm) Cerametallic Woofers
DIMENSIONS	Ø 14.89" (37.82cm)
MOUNTING DEPTH	9.23" (23.44cm)
CUTOUT DIMENSIONS	Ø 13.39" (34.01cm)
WEIGHT	11 lbs. (5.0kg)
INSTALLATION KIT	IK-502-C (sold separately)

SHIPPING QUANTITY:	Single
SHIPPING WEIGHT:	6.3 kg 13.9 lbs
PART NUMBER	1066125



NOTES:



- THX Ultra Certified in-wall LCR speaker for rooms over 3000 cubic feet
- Cinema quality sound in an architectural format
- Fully enclosed back box
- Flat, magnetic, paintable grille

THX-8000-L 8" IN-WALL LCR SPEAKER

FREQUENCY RESPONSE	80Hz-23kHz +/- 3dB
SENSITIVITY	91dB @ 2.83V/1 meter
IMPEDANCE	8 ohms compatible
CROSSOVER FREQUENCY	2300Hz
POWER HANDLING (CONT/PEAK)	150W /600W
HIGH FREQUENCY DRIVER	1" (2.54cm) Titanium dome compression driver mated to 80° x 80° Tractrix Horn
LOW FREQUENCY DRIVER	8" (20cm) Aluminum Cone Woofer
DIMENSIONS	20.63" (52.4cm) H x 11.63" (29.54cm) W
MOUNTING DEPTH	3.88" (9.85cm)
CUTOUT DIMENSIONS	19.13" (48.59cm) H x 10.12" (25.7cm) W
WEIGHT	17.5 lbs. (7.9kg)
INSTALLATION KIT	IK-802-W (sold separately)

SHIPPING QUANTITY:	Single
SHIPPING WEIGHT:	9 kg 19.9 lbs
PART NUMBER	1066109



NOTES:



- THX Ultra Certified in-wall surround speaker for rooms over 3000 cubic feet
- Cinema quality sound in an architectural format
- Fully enclosed back box
- Wide Dispersion Sound Technology (WDST)
- Flat, magnetic, paintable grille

THX-8000-S 8" IN-WALL SURROUND SPEAKER

FREQUENCY RESPONSE	80Hz-20kHz +/- 3dB
SENSITIVITY	90dB @ 2.83V/1 meter
IMPEDANCE	8 ohms compatible
CROSSOVER FREQUENCY	2130Hz
POWER HANDLING (CONT/PEAK)	100W /400W
HIGH FREQUENCY DRIVER	Two 1" (2.5cm) Titanium dome neodymium tweeters in a diffuse Tractrix horn array
LOW FREQUENCY DRIVER	8" (20cm) Aluminum Cone Woofer
DIMENSIONS	20.63" (52.4cm) H x 11.63" (29.54cm) W
MOUNTING DEPTH	3.88" (9.85cm)
CUTOUT DIMENSIONS	19.13" (48.59cm) H x 10.12" (25.7cm) W
WEIGHT	17.5 lbs. (7.9kg)
INSTALLATION KIT	IK-802-W (sold separately)

SHIPPING QUANTITY:	Single
SHIPPING WEIGHT:	8.57 kg 18.9 lbs
PART NUMBER	1066110



NOTES:



- THX Select Certified in-wall speaker for rooms up to 2000 cubic feet
- Cinema quality sound in an architectural format
- Flat, magnetic, paintable grille

THX-504-L QUAD 5.25" IN-WALL SPEAKER

FREQUENCY RESPONSE	46Hz-20kHz +/- 3dB
SENSITIVITY	92dB @ 2.83V/1 meter
IMPEDANCE	8 ohms compatible
CROSSOVER FREQUENCY	250 Hz & 2100 Hz
POWER HANDLING (CONT/PEAK)	150W /600W
HIGH FREQUENCY DRIVER	1" (2.54cm) Titanium diaphragm compression driver mated to 90° x 90° square Tractrix Horn
LOW FREQUENCY DRIVER	Four 5.25" (13.3cm) high-output, fiberglass cone woofers
DIMENSIONS	28.88" (73.35cm) H x 8.13" (20.65cm) W
MOUNTING DEPTH	3.52" (8.94cm)
CUTOUT DIMENSIONS	27.24" (69.19cm) H x 6.5" (16.51cm) W
WEIGHT	18.3 lbs (8.3kg)
INSTALLATION KIT	IK-504-W (sold separately)

SHIPPING QUANTITY:	Single
SHIPPING WEIGHT:	9 kg 19.9 lbs
PART NUMBER	1066127



NOTES:



- THX Select Certified in-wall speaker for rooms up to 2000 cubic feet
- Cinema quality sound in an architectural format
- Flat, magnetic, paintable grille

THX-502-L DUAL 5.25" IN-WALL SPEAKER

FREQUENCY RESPONSE	46Hz-20kHz +/- 3dB
SENSITIVITY	92dB @ 2.83V/1 meter
IMPEDANCE	8 ohms compatible
CROSSOVER FREQUENCY	2100Hz & 1200Hz
POWER HANDLING (CONT/PEAK)	100W /400W
HIGH FREQUENCY DRIVER	1" (2.54cm) Titanium diaphragm compression driver mated to 90° x 90° square Tractrix Horn
LOW FREQUENCY DRIVER	Dual 5.25" (13.3cm) high-output, fiberglass cone woofers
DIMENSIONS	17.98" (45.66cm) H x 8.11" (20.59cm) W
MOUNTING DEPTH	3.49" (8.86cm)
CUTOUT DIMENSIONS	16.42" (41.7cm) H x 6.57" (16.68cm) W
WEIGHT	9.6 lbs (4.4kg)
INSTALLATION KIT	IK-502-W or IK-502-W II (sold separately)

SHIPPING QUANTITY:	Single
SHIPPING WEIGHT:	5.4 kg 11.9 lbs
PART NUMBER	1066128



NOTES:



- THX Ultra Certified in-wall LCR speaker for rooms over 3000 cubic feet
- Cinema quality sound in an architectural format
- Fully enclosed back box
- Flat, magnetic, paintable grille

THX-5002-L DUAL 5.25" IN-CEILING LCR SPEAKER

FREQUENCY RESPONSE	45Hz-20kHz +/- 3dB
SENSITIVITY	93dB @ 2.83V/1 meter
IMPEDANCE	8 ohms compatible
CROSSOVER FREQUENCY	1200 Hz & 1800 Hz
POWER HANDLING (CONT/PEAK)	100W /400W
HIGH FREQUENCY DRIVER	1" (2.5cm) Titanium tweeter in a 7.5 x 3.75" 60-90-110 VCT 45° Skewed horn
LOW FREQUENCY DRIVER	Two 5.25" (16.51cm) Cerametallic Woofers
DIMENSIONS	Ø 14.89" (37.82cm)
MOUNTING DEPTH	9.23" (23.44cm)
CUTOUT DIMENSIONS	Ø 13.39" (34.01cm)
WEIGHT	12 lbs (5.4kg)
INSTALLATION KIT	IK-502-C (sold separately)

SHIPPING QUANTITY:	Single
SHIPPING WEIGHT:	7.2 kg 15.9 lbs
PART NUMBER	1066119



NOTES:

PROFESSIONAL SERIES REFERENCE PREMIERE

Using the same acoustic components and horn material as the highly acclaimed Reference Premiere box speaker line, the Professional Reference Premiere Architectural series perfectly combines the aesthetics of an architectural speaker with the pure performance and dynamic voicing of the Reference Premiere series.



SECUREFIT



Legendary
Reference
Premiere Sound

SecureFit™ installation system, bezel-free magnetic grilles

Klipsch
REFERENCE
PREMIERE

PROFESSIONAL
SERIES

IN-CEILING



- Angled In-Ceiling LCR speaker for home theater or 2-channel listening
- SecureFit™ Installation System
- Round and square grilles included
- PVC Paint Shield included

PRO-180RPC LCR 8" IN-CEILING LCR SPEAKER

FREQUENCY RESPONSE	52Hz - 23kHz +/- 3dB
SENSITIVITY	96dB @1M, @2.83V
IMPEDANCE	8 ohms compatible
COVERAGE ANGLE	100°
POWER HANDLING (CONT/PEAK)	50W /200W
HIGH FREQUENCY DRIVER	Angled 1" (2.54cm) titanium dome tweeter mated to a composite coated FEA optimized horn
LOW FREQUENCY DRIVER	Angled 8" (20.32cm) Cerametallic woofer, angled 45°
DIMENSIONS	12.7" W x 12.7" H x 5.89" D (32.3cm H x 32.3cm W x 15cm D)
MOUNTING DEPTH	5.68" (14.4cm)
CUTOUT DIMENSIONS	11.57" (29.4cm)
WEIGHT	8.4lbs. (3.8kg)
INSTALLATION KIT	IK-810-C (sold separately)

SHIPPING QUANTITY:	Single
SHIPPING WEIGHT:	4.3 kg 9.5 lbs
PART NUMBER	1063968

SECUREFIT

NOTES:



- In-Ceiling speaker for home theater, distributed audio or 2-channel listening
- SecureFit™ Installation System
- Round and square grilles included
- PVC Paint Shield included

PRO-180RPC 8" IN-CEILING SPEAKER

FREQUENCY RESPONSE	52Hz - 23kHz +/- 3dB
SENSITIVITY	96dB @1M, @2.83V
IMPEDANCE	8 ohms compatible
COVERAGE ANGLE	100°
POWER HANDLING (CONT/PEAK)	50W /200W
HIGH FREQUENCY DRIVER	1" (2.54cm) titanium dome tweeter mated to a composite coated round Tractrix® horn
LOW FREQUENCY DRIVER	8" (20.32cm) Cerametallic woofer
DIMENSIONS	10.89" W x 10.89" H x 4.83" D (27.7cm H x 27.7cm W x 12.3cm D)
MOUNTING DEPTH	4.58" (11.6cm)
CUTOUT DIMENSIONS	9.72" (24.7cm)
WEIGHT	7.4lbs. (3.36kg)
INSTALLATION KIT	IK-800-C or IK-800-C II (sold separately)
SECURE FIT BRACKET	PRO-8-SBR

SHIPPING QUANTITY:	Single
SHIPPING WEIGHT:	3.9kg 8.6 lbs
PART NUMBER	1063967

SECUREFIT

NOTES:



PRO-160RPC 6.5" IN-CEILING SPEAKER

FREQUENCY RESPONSE	56Hz - 23kHz +/- 3dB
SENSITIVITY	95dB @1M, @ 2.83V/1 meter
IMPEDANCE	8 ohms compatible
COVERAGE ANGLE	100°
POWER HANDLING (CONT/PEAK)	50W /200W
HIGH FREQUENCY DRIVER	1" (2.54cm) titanium dome tweeter mated to a composite coated round Tractrix® horn
LOW FREQUENCY DRIVER	6.5" (16.51cm) Cerametallic woofer
DIMENSIONS	9.31" W x 9.31" H x 4.71" D (23.7cm H x 23.7cm W x 12cm D)
MOUNTING DEPTH	4.46" (11.3cm)
CUTOUT DIMENSIONS	8.15" (20.7cm)
WEIGHT	7lbs. (3.18kg)
INSTALLATION KIT	IK-650-C or IK-650-C II (sold separately)
SECURE FIT BRACKET	PRO-6-SBR

- In-Ceiling speaker for home theater, distributed audio or 2-channel listening
- SecureFit™ Installation System
- Round and square grilles included
- PVC Paint Shield included

SHIPPING QUANTITY: Single
SHIPPING WEIGHT: 3.7 kg
 8.15 lbs
PART NUMBER
 1063966



NOTES:



PRO-250RPW LCR DUAL 5.25" IN-WALL LCR SPEAKER

FREQUENCY RESPONSE	46Hz - 23kHz +/- 3dB
SENSITIVITY	94dB @1M, @ 2.83V/1 meter
IMPEDANCE	8 ohms compatible
COVERAGE ANGLE	90° x 90°
POWER HANDLING (CONT/PEAK)	75W /300W
HIGH FREQUENCY DRIVER	1" (2.54cm) titanium dome tweeter mated to a composite coated hybrid cross section Tractrix® horn
LOW FREQUENCY DRIVER	Dual 5.25" (13.34cm) Cerametallic woofers
DIMENSIONS	7.65" W x 17.53" H x 3.81" D (19.4cm H x 44.5cm W x 9.7cm D)
MOUNTING DEPTH	3.68" (9.3cm)
CUTOUT DIMENSIONS	6.5" H X 16.38" W (16.5cm H X 41.6cm W)
WEIGHT	6.5 lbs. (2.95kg)
INSTALLATION KIT	IK-502-W or IK-502-W II (sold separately)

- In-Wall LCR speaker for home theater or 2-channel listening
- SecureFit™ Installation System
- Flat, magnetic grille
- PVC Paint Shield included

IN-WALL

SHIPPING QUANTITY: Single
SHIPPING WEIGHT: 3.5 kg
 7.7 lbs
PART NUMBER
 1063965



NOTES:



PRO-180RPW 8" IN-WALL SPEAKER

FREQUENCY RESPONSE	52Hz-23kHz +/- 3dB
SENSITIVITY	96dB @ 2.83V/1 meter
IMPEDANCE	8 ohms compatible
COVERAGE ANGLE	90° x 90°
POWER HANDLING (CONT/PEAK)	50W /200W
HIGH FREQUENCY DRIVER	1" (2.54cm) aluminum dome tweeter mated to a 90°x90° Tractrix® Horn
LOW FREQUENCY DRIVER	8" (20.32cm) Cerametallic woofer
DIMENSIONS	10.3" W x 15.89" H x 4.01" D (26.2cm H x 40.4cm W x 10.2cm D)
MOUNTING DEPTH	3.88" (9.9cm)
CUTOUT DIMENSIONS	9.13" H X 14.72" W (23.2cm H X 37.4cm W)
WEIGHT	7.9 lbs. (3.6kg)
INSTALLATION KIT	IK-800-W or IK-800-W II (sold separately)

- In-Wall speaker for home theater, distributed audio or 2-channel listening
- SecureFit™ Installation System
- Flat, magnetic grille
- PVC Paint Shield included

SHIPPING QUANTITY: Single
SHIPPING WEIGHT: 4.1 kg
 9 lbs
PART NUMBER
 1064064



NOTES:

PROFESSIONAL SERIES REFERENCE

Using the same acoustic components and horn material as the highly acclaimed Reference Premiere box speaker line, the Professional Reference Series perfectly combines the aesthetics of an architectural speaker with the pure performance and dynamic voicing of the Reference series.

- True Reference acoustics • SecureFit™ Installation System • Minimal footprint models available



IN-WALL



- In-wall LCR speaker for home theater or 2-channel listening
- SecureFit™ Installation System
- Flat, magnetic grille
- PVC Paint Shield included

PRO-25RW LCR DUAL 5.25" IN-WALL LCR SPEAKER

FREQUENCY RESPONSE	50Hz-23kHz +/- 3dB
SENSITIVITY	93dB @ 2.83V/1 meter
IMPEDANCE	8 ohms compatible
POWER HANDLING (CONT/PEAK)	75W /300W
HIGH FREQUENCY DRIVER	1" (2.54cm) aluminum dome tweeter mated to a 90°x90° Tractrix® Horn
LOW FREQUENCY DRIVER	Dual 5.25" (16.51cm) IMG woofers
DIMENSIONS	7.65" W x 17.53" H x 3.81" D (19.4cm H x 44.5cm W x 9.7cm D)
MOUNTING DEPTH	3.68" (9.3cm)
CUTOUT DIMENSIONS	6.5" W X 16.38" H (16.5cm W X 41.6cm H)
WEIGHT	6.5 lbs. (2.95kg)
INSTALLATION KIT	IK-502-W or IK-502-W II (sold separately)

SHIPPING QUANTITY:	Single
SHIPPING WEIGHT:	3.5 kg 7.7 lbs
PART NUMBER	1064445



NOTES:



- In-wall speaker for home theater, distributed audio or 2-channel listening
- SecureFit™ Installation System
- Flat, magnetic grille
- PVC Paint Shield included

PRO-18RW 8" IN-WALL SPEAKER

FREQUENCY RESPONSE	56Hz-23kHz +/- 3dB
SENSITIVITY	95dB @ 2.83V/1 meter
IMPEDANCE	8 ohms compatible
POWER HANDLING (CONT/PEAK)	50W /200W
HIGH FREQUENCY DRIVER	1" (2.54cm) aluminum dome tweeter mated to a 90°x90° Tractrix® Horn
LOW FREQUENCY DRIVER	8" (20.32cm) IMG woofer
DIMENSIONS	10.3" W x 15.89" H x 4.0" D (26.2cm H x 40.4cm W x 10.2cm D)
MOUNTING DEPTH	3.88" (9.9cm)
CUTOUT DIMENSIONS	9.13" W X 14.72" H (23.2cm W X 37.4cm H)
WEIGHT	7.9 lbs. (3.6kg)
INSTALLATION KIT	IK-800-W or IK-800-W II (sold separately)

SHIPPING QUANTITY:	Single
SHIPPING WEIGHT:	4.1 kg 9 lbs
PART NUMBER	1064444



NOTES:

Legendary
Reference
Sound

SecureFit™ installation system, bezel-free magnetic grilles

Klipsch
REFERENCE

PROFESSIONAL
SERIES



- In-wall speaker for home theater, distributed audio or 2-channel listening
- SecureFit™ Installation System
- Round and square grilles included
- PVC Paint Shield included

PRO-16RW 6.5" IN-WALL SPEAKER

FREQUENCY RESPONSE	60Hz-23kHz +/- 3dB
SENSITIVITY	93dB @ 2.83V/1 meter
IMPEDANCE	8 ohms compatible
POWER HANDLING (CONT/PEAK)	50W /200W
HIGH FREQUENCY DRIVER	1" (2.54cm) aluminum dome tweeter mated to a round Tractrix Horn
LOW FREQUENCY DRIVER	6.5" (16.5cm) IMG Woofer
DIMENSIONS	9.1" W x 14.22" H x 3.91" D (23.1cm H x 36.1cm W x 9.9cm D)
MOUNTING DEPTH	3.78" (9.6cm)
CUTOUT DIMENSIONS	7.95" W X 13.07" H (20.2cm W X 33.2cm H)
WEIGHT	7.2 lbs. (3.25kg)
INSTALLATION KIT	IK-650-W or IK-650-W II (sold separately)

SHIPPING QUANTITY:	Single
SHIPPING WEIGHT:	3.75 kg 8.26 lbs
PART NUMBER	1064443



NOTES:

IN-CEILING



- In-ceiling speaker for home theater, distributed audio or 2-channel listening
- SecureFit™ Installation System
- Round and square grilles included
- PVC Paint Shield included

PRO-18RC 8" IN-CEILING SPEAKER

FREQUENCY RESPONSE	56Hz - 23kHz +/- 3dB
SENSITIVITY	95dB @ 2.83V/1 meter
IMPEDANCE	8 ohms compatible
POWER HANDLING (CONT/PEAK)	50W /200W
HIGH FREQUENCY DRIVER	1" (2.54cm) aluminum dome tweeter mated to a round Tractrix® horn
LOW FREQUENCY DRIVER	8" (20.32cm) IMG woofer
DIAMETER	10.89" (27.7cm)
CUTOUT DIAMETER	9.72" (24.7cm)
MOUNTING DEPTH	6.35" (16.1cm)
WEIGHT	7.4 lbs. (3.36kg)
INSTALLATION KIT	IK-800-C or IK-800-C II (sold separately)
SECURE FIT BRACKET	PRO-8-SBR

SHIPPING QUANTITY:	Single
SHIPPING WEIGHT:	3.8 kg 8.3 lbs
PART NUMBER	1064447



NOTES:



- In-ceiling speaker for home theater, distributed audio or 2-channel listening
- SecureFit™ Installation System
- Round and square grilles included
- PVC Paint Shield included

PRO-16RC 6.5" IN-CEILING SPEAKER

FREQUENCY RESPONSE	63Hz - 23kHz +/- 3dB
SENSITIVITY	94dB @ 2.83V/1 meter
IMPEDANCE	8 ohms compatible
POWER HANDLING (CONT/PEAK)	50W /200W
HIGH FREQUENCY DRIVER	1" (2.54cm) aluminum dome tweeter mated to a round Tractrix® horn
LOW FREQUENCY DRIVER	6.5" (16.51cm) IMG woofer
DIAMETER	9.31" (23.7cm)
CUTOUT DIAMETER	8.15" (20.7cm)
MOUNTING DEPTH	6.15" (15.6cm)
WEIGHT	7 lbs. (3.18kg)
INSTALLATION KIT	IK-650-C or IK-650-C II (sold separately)
SECURE FIT BRACKET	PRO-6-SBR

SHIPPING QUANTITY:	Single
SHIPPING WEIGHT:	3.6 kg 7.9 lbs
PART NUMBER	1064446



NOTES:



With updated horns and drivers, New Klipsch Reference Professional and Reference Premiere Professional series speakers deliver all the power, detail and emotion of our **legendary** towers and monitors. A more robust bezel, the **SecureFit™** two-part system, provides for a simple installation while reducing overall baffle vibration by **45%**. Grille options and magnetic paint shield are included with the integrator in mind.



Included with



MINIMAL FOOTPRINT IN-CEILING



- In-wall speaker for home theater, distributed audio or 2-channel listening
- Minimal visual footprint
- SkyHook™ Cinch Installation System
- Round and square grilles included
- PVC Paint Shield included

PRO-14RC SKYHOOK CINCH MINIMAL FOOTPRINT 3.5" IN-CEILING SPEAKER

FREQUENCY RESPONSE	72Hz - 23kHz +/- 3dB
SENSITIVITY	88dB @ 2.83V/1 meter
IMPEDANCE	8 ohms compatible
POWER HANDLING (CONT/PEAK)	30W /120W
HIGH FREQUENCY DRIVER	.75" (1.9cm) aluminum dome tweeter
LOW FREQUENCY DRIVER	3.5" (8.89cm) IMG woofer
DIAMETER	4.86" (12.4cm)
CUTOUT DIAMETER	4.21" (10.7cm)
MOUNTING DEPTH	3.89" (9.9cm)
WEIGHT	4 lbs. (1.8kg)
INSTALLATION KIT	IK-400-C (sold separately)

SHIPPING QUANTITY:	Single
SHIPPING WEIGHT:	2.3 kg 5 lbs
PART NUMBER	1068513



NOTES:



- Full stud-bay-in-wall subwoofer for new construction
- Ideal for home cinema or high performance distributed audio
- Easily installs into any standard stud-bay

PRO-1200SW 12" IN-WALL SUBWOOFER

FREQUENCY RANGE	21Hz - 100Hz +/- 3dB *
SYSTEM TYPE	Sealed Box
WOOFER	12" (25.4cm) Long-Throw Cerametallic™
MAXIMUM OUTPUT*	112dB @ 70Hz
POWER HANDLING	250W RMS / 600W Peak
IMPEDANCE	8 ohms
ENCLOSURE MATERIAL	MDF
FINISH	Black Polymer Veneer with White, Paintable Grille
PRODUCT DIMENSIONS	65.75" H x 15.69" W x 3.47" D (1670.05mm x 398mm x 100mm)
MOUNTING DEPTH	3.4" (88.138mm)
CUTOUT DIMENSIONS	14.25" x 14.25" (361.95mm x 361.95mm)
PRODUCT WEIGHT	35.5 lbs (16.1 kg)

* With Klipsch KDA Amplifier DSP Preset

SHIPPING QUANTITY:	Single
SHIPPING WEIGHT:	16.6 kg 36.6 lbs
PART NUMBER	1064595

NOTES:



- 10" Long-throw Cerametallic™ woofer for superior low frequency response
- Performs as the anchor for a home theater system or a premium distributed audio solution
- MDF enclosure
- Flat, paintable, white magnetic grille
- Suitable for retrofit or new construction applications
- Compatible with the KDA-500 amplifier (see page XX)

PRO-1000SW 10" IN-WALL SUBWOOFER

FREQUENCY RANGE	24-100Hz +/- 3dB *
SYSTEM TYPE	Sealed Box
WOOFER	10" (25.4cm) Long-Throw Cerametallic™
MAXIMUM OUTPUT*	109dB @ 70Hz
POWER HANDLING	200W RMS / 500W Peak
IMPEDANCE	8 ohms
ENCLOSURE MATERIAL	MDF
FINISH	Black Polymer Veneer with White, Paintable Grille
PRODUCT DIMENSIONS	21.97" x 17.56" x 4.0" (558mm x 448mm x 102mm)
MOUNTING DEPTH	3.94" (100mm)
CUTOUT DIMENSIONS	20.24" x 14.41" (514.096mm x 366.014mm)
PRODUCT WEIGHT	20.3 lbs (9.2 kg)

* With Klipsch KDA Amplifier DSP Preset

SHIPPING QUANTITY:	Single
SHIPPING WEIGHT:	9.8 kg 21.6 lbs
PART NUMBER	1063646

NOTES:



Klipsch Designer series and Custom series speakers combine lighting-fast installation and great sound - with designer aesthetics in mind. Skyhook tool-free installation has been upgraded to SkyHook Cinch.

SkyHook Cinch provides a **75% faster** installation time and tighter, more flush fit to the surface installed even if it's uneven. Simply cut the hole, connect the speaker wire and push the speaker into place. One-click. That's it. The pre-tensioned dog-legs automatically engage and lock in place for solid, ultra reliable installation.



Time is Money

Super-fast Sky Hook™ installation system, bezel-free magnetic grilles

DESIGNER SERIES

Using the same Tracrix® horn technology and design principles of our premium architectural and box speaker lines, the all new Klipsch Designer series delivers true Klipsch sound perfectly suited for distributed audio systems or small home theaters. These speakers utilize the fast, easy SkyHook™ tool-free installation system that reduces install time by up to 75%.

- SkyHook™ Installation System
- Tracrix® Horn technology
- Magnetic, bezel-free grilles



IN-CEILING



- In-ceiling stereo speaker for distributed audio
- SkyHook™ Cinch ultra-fast Installation System
- Flat, magnetic grille

DS-180CSM SKYHOOK CINCH 8" STEREO IN-CEILING SPEAKER

FREQUENCY RESPONSE	64Hz-20KHz +/- 3dB
SENSITIVITY	94dB @ 2.83V/1 meter
IMPEDANCE	8 ohms compatible
COVERAGE ANGLE	100°
POWER HANDLING (CONT/PEAK)	50W /200W
HIGH FREQUENCY DRIVER	Dual .75" (1.9cm) silk dome tweeters
LOW FREQUENCY DRIVER	8" (20.32cm) Polypropylene woofer
DIAMETER	10.88" (27.6cm)
CUTOUT DIAMETER	9.57" (24.3cm)
MOUNTING DEPTH	4.24" (10.8cm)
WEIGHT	7.4 lbs. (3.36kg)
INSTALLATION KIT	IK-800-C II (sold separately)
FIRE RATED ENCLOSURE	ME-800-C (sold separately)
SECURE FIT BRACKET	PRO-8-SBR



- In-ceiling speaker for home theater, distributed audio or 2-channel listening
- SkyHook™ Cinch ultra-fast Installation System
- Controlled Dispersion Technology (CDT) allows tweeter and woofer to be aimed
- Flat, magnetic grille

DS-180CDT SKYHOOK CINCH 8" IN-CEILING PIVOTING SPEAKER

FREQUENCY RESPONSE	64Hz-20KHz +/- 3dB
SENSITIVITY	94dB @ 2.83V/1 meter
IMPEDANCE	8 ohms compatible
COVERAGE ANGLE	100°
POWER HANDLING (CONT/PEAK)	50W /200W
HIGH FREQUENCY DRIVER	1" (2.5cm) silk dome tweeter mated to a round Tracrix® Horn
LOW FREQUENCY DRIVER	8" (20.32cm) polypropylene woofer
DIAMETER	10.88" (27.6cm)
CUTOUT DIAMETER	9.57" (24.3cm)
MOUNTING DEPTH	4.66" (11.8cm)
WEIGHT	7.4 lbs. (3.36 kg)
INSTALLATION KIT	IK-800-C II (sold separately)
FIRE RATED ENCLOSURE	ME-800-C (sold separately)
SECURE FIT BRACKET	PRO-8-SBR



- In-ceiling speaker for home theater, distributed audio or 2-channel listening
- SkyHook™ Cinch ultra-fast Installation System
- Controlled Dispersion Technology (CDT) allows tweeter and woofer to be aimed
- Flat, magnetic grille

DS-160CDT SKYHOOK CINCH 6.5" IN-CEILING PIVOTING SPEAKER

FREQUENCY RESPONSE	65Hz-20KHz +/- 3dB
SENSITIVITY	91dB @ 2.83V/1 meter
IMPEDANCE	8 ohms compatible
COVERAGE ANGLE	100°
POWER HANDLING (CONT/PEAK)	50W /200W
HIGH FREQUENCY DRIVER	1" (2.5cm) silk dome tweeter mated to a round Tracrix® Horn
LOW FREQUENCY DRIVER	6.5" (16.51cm) Polypropylene woofer
DIAMETER	9.3" (23.6cm)
CUTOUT DIAMETER	7.99" (20.3cm)
MOUNTING DEPTH	4.41" (11.2cm)
WEIGHT	7 lbs. (3.18kg)
INSTALLATION KIT	IK-650-C II (sold separately)
FIRE RATED ENCLOSURE	ME-650-C (sold separately)
SECURE FIT BRACKET	PRO-6-SBR



- In-ceiling stereo speaker for distributed audio
- SkyHook™ Cinch ultra-fast Installation System
- Flat, magnetic grille

DS-160CSM SKYHOOK CINCH 6.5" STEREO IN-CEILING SPEAKER

FREQUENCY RESPONSE	65Hz-20KHz +/- 3dB
SENSITIVITY	91dB @ 2.83V/1 meter
IMPEDANCE	8 ohms compatible
COVERAGE ANGLE	100°
POWER HANDLING (CONT/PEAK)	50W /200W
HIGH FREQUENCY DRIVER	Dual .75" (1.9cm) silk dome tweeters
LOW FREQUENCY DRIVER	6.5" (16.51cm) Dual voice coil polypropylene woofer
DIAMETER	9.3" (23.6cm)
CUTOUT DIAMETER	7.99" (20.3cm)
MOUNTING DEPTH	3.99" (10.1cm)
WEIGHT	7 lbs (3.18kg)
INSTALLATION KIT	IK-650-C II (sold separately)
FIRE RATED ENCLOSURE	ME-650-C (sold separately)
SECURE FIT BRACKET	PRO-6-SBR

SHIPPING QUANTITY:	Single
SHIPPING WEIGHT:	3.7 kg 8.1 lbs
PART NUMBER	1068517



NOTES:

SHIPPING QUANTITY:	Single
SHIPPING WEIGHT:	3.8 kg 8.37 lbs
PART NUMBER	1068518



NOTES:

SHIPPING QUANTITY:	Single
SHIPPING WEIGHT:	3.8 kg 8.37 lbs
PART NUMBER	1068516



NOTES:

SHIPPING QUANTITY:	Single
SHIPPING WEIGHT:	3.6 kg 7.9 lbs
PART NUMBER	1068515



NOTES:

IN-WALL



- In-wall speaker for home theater or 2-channel listening
- SkyHook™ Cinch ultra-fast Installation System
- Flat, magnetic grille

DS-250W LCR SKYHOOK CINCH DUAL 5.25" IN-WALL LCR SPEAKER

FREQUENCY RESPONSE	45Hz-20kHz +/- 3dB
SENSITIVITY	92dB @ 2.83V/1 meter
IMPEDANCE	8 ohms compatible
POWER HANDLING (CONT/PEAK)	60W /240W
HIGH FREQUENCY DRIVER	1" (2.54cm) Silk dome tweeter mated to a round Tracrix® Horn
LOW FREQUENCY DRIVER	Dual 5.25" (13.34cm) Polypropylene Woofers
DIMENSIONS	7.65" W x 17.54" H x 3.12" D (19.4cm H x 44.5cm W x 7.9cm D)
MOUNTING DEPTH	2.97" (7.5cm)
CUTOUT DIMENSIONS	6.42" W X 16.3" H (16.3cm W X 41.4cm H)
WEIGHT	6.5lbs (2.95kg)
INSTALLATION KIT	IK-502-W II (sold separately)

SHIPPING QUANTITY:	Single
SHIPPING WEIGHT:	3.5 kg 7.7 lbs
PART NUMBER	1068520



NOTES:

CUSTOM SERIES

Using the same design principals of our premium architectural and box speaker lines, the all new Klipsch Custom series delivers true Klipsch sound for distributed audio or small home theater. These speakers utilize the exclusive SkyHook™ tool-free installation system to engage the dog legs automatically when the speaker is inserted into the cutout hole with a preset clamping force, eliminating the possibility of overtightening. This fast, easy installation system reduces install time by up to 75%.



IN-CEILING



- In-ceiling speaker for home theater, distributed audio or 2-channel listening
- SkyHook™ Cinch ultra-fast Installation System
- Flat, magnetic grille

CS-16C II SKYHOOK CINCH 6.5" IN-CEILING SPEAKER

FREQUENCY RESPONSE	57Hz-20KHz +/- 3dB
SENSITIVITY	91dB @ 2.83V/1 meter
IMPEDANCE	8 ohms compatible
POWER HANDLING (CONT/PEAK)	35W /140W
HIGH FREQUENCY DRIVER	1" (2.5cm) polymer dome tweeter
LOW FREQUENCY DRIVER	6.5" (16.51cm) poly woofer
DIAMETER	9.3" (23.6cm)
CUTOUT DIAMETER	7.99" (20.3cm)
MOUNTING DEPTH	3.91" (9.9cm)
WEIGHT	5.1 lbs (2.3 kg)
INSTALLATION KIT	IK-650-C II (sold separately)
FIRE RATED ENCLOSURE	ME-650-C (sold separately)
SECURE FIT BRACKET	PRO-6-SBR

CS-18C SKYHOOK CINCH 8" IN-CEILING SPEAKER

FREQUENCY RESPONSE	55Hz-20KHz +/- 3dB
SENSITIVITY	92dB @ 2.83V/1 meter
IMPEDANCE	8 ohms compatible
POWER HANDLING (CONT/PEAK)	40W /160W
HIGH FREQUENCY DRIVER	1" (2.54cm) polymer dome tweeter
LOW FREQUENCY DRIVER	8" (20.32cm) polymer woofer
DIAMETER	10.88" (27.6cm)
CUTOUT DIAMETER	9.57" (24.3cm)
MOUNTING DEPTH	4.17" (10.6cm)
WEIGHT	7.4 lbs (3.36 kg)
INSTALLATION KIT	IK-800-C II (sold separately)
FIRE RATED ENCLOSURE	ME-800-C (sold separately)
SECURE FIT BRACKET	PRO-8-SBR



- In-ceiling speaker for home theater, distributed audio or 2-channel listening
- SkyHook™ Cinch ultra-fast Installation System
- Flat, magnetic grille

SHIPPING QUANTITY: Single
 SHIPPING WEIGHT: 2.6 kg
 5.7 lbs
PART NUMBER
 1068521



NOTES:



- In-ceiling stereo speaker for distributed audio
- SkyHook™ Cinch ultra-fast Installation System
- Flat, magnetic grille

CS-16CSM SKYHOOK CINCH 6.5" STEREO IN- CEILING SPEAKER

FREQUENCY RESPONSE	57Hz-20KHz +/- 3dB
SENSITIVITY	91dB @ 2.83V/1 meter
IMPEDANCE	8 ohms compatible
POWER HANDLING (CONT/PEAK)	40W /160W
HIGH FREQUENCY DRIVER	Dual .75" (1.9cm) polymer dome tweeters
LOW FREQUENCY DRIVER	6.5" (16.51cm) dual voice coil polymer woofer
DIAMETER	9.3" (23.6cm)
CUTOUT DIAMETER	7.99" (20.3cm)
MOUNTING DEPTH	3.99" (10.1cm)
WEIGHT	7 lbs (3.18 kg)
INSTALLATION KIT	IK-650-C II (sold separately)
FIRE RATED ENCLOSURE	ME-650-C (sold separately)
SECURE FIT BRACKET	PRO-6-SBR

SHIPPING QUANTITY: Single
 SHIPPING WEIGHT: 7.5 kg
 16.5 lbs
PART NUMBER
 1068523



NOTES:

IN-WALL



- In-wall speaker for home theater, distributed audio or 2-channel listening
- SkyHook™ Cinch ultra-fast Installation System
- Flat, magnetic grille

CS-16W SKYHOOK CINCH 6.5" IN-WALL SPEAKER

FREQUENCY RESPONSE	57Hz-20kHz +/- 3dB
SENSITIVITY	91dB @ 2.83V/1 meter
IMPEDANCE	8 ohms compatible
POWER HANDLING (CONT/PEAK)	40W /160W
HIGH FREQUENCY DRIVER	1" (2.54cm) polymer tweeter
LOW FREQUENCY DRIVER	6.5" (16.5cm) polymer woofer
DIMENSIONS	9.11" W x 14.23" H x 3.43" D (23.1cm H x 36.1cm W x 8.7cm D)
MOUNTING DEPTH	3.28" (8.3cm)
CUTOUT DIMENSIONS	7.87" W X 12.99" H (20cm W X 33cm H)
WEIGHT	7.2 lbs. (3.25kg)
INSTALLATION KIT	IK-650-W II (sold separately)
FIRE RATED ENCLOSURE	ME-650-W (sold separately)

SHIPPING QUANTITY: Single
 SHIPPING WEIGHT: 3.75 kg
 8.26lbs
PART NUMBER
 1068524



NOTES:

SHALLOW DEPTH SPEAKERS

Creating a benchmark in architectural audio excellence, the Reference Series shallow depth in-ceiling architectural speakers deliver a level of realism and subtlety that surpasses and even intimidates competing designs. With ultra-slim 50mm back boxes, these speakers belie their size with full, detailed sound in any installation.

• Ultra-slim in-ceiling speakers • Great performance in any installation



- Ultra-slim in-ceiling speaker
- 50mm deep fire-rated back box
- Flat, magnetic grille - round and square grilles included

SLM-5400-C 4" SHALLOW DEPTH IN-CEILING SPEAKER

FREQUENCY RESPONSE	90Hz-20KHz +/- 3dB
SENSITIVITY	91dB @ 2.83V/1 meter
IMPEDANCE	8 ohms compatible
RECOMMENDED AMP POWER	50W
POWER HANDLING	120W Peak
HIGH FREQUENCY DRIVER	1" (2.5cm) titanium dome tweeter with a round Tractrix Horn
LOW FREQUENCY DRIVER	4" (10.2cm) Cerametallic™ woofer
DIAMETER	9.516" (24.17cm)
CUTOUT DIAMETER	8.15" (20.7cm)
MOUNTING DEPTH	1.97" (5cm)
WEIGHT	7.4 lbs. (3.35kg)
INSTALLATION KIT	IK-650-C or IK-650-C II (sold separately)

SHIPPING QUANTITY:	Single
SHIPPING WEIGHT:	3.6 kg 8 lbs
PART NUMBER	1063201

NOTES:



- Ultra-slim in-ceiling speaker
- 50mm deep fire-rated back box
- Flat, magnetic grille - round and square grilles included

SLM-3400-C 4" SHALLOW DEPTH IN-CEILING SPEAKER

FREQUENCY RESPONSE	92Hz-20KHz +/- 3dB
SENSITIVITY	90dB @ 2.83V/1 meter
IMPEDANCE	8 ohms compatible
RECOMMENDED AMP POWER	50W
POWER HANDLING	120W Peak
HIGH FREQUENCY DRIVER	1" (2.5cm) aluminum dome tweeter with a round Tractrix Horn
LOW FREQUENCY DRIVER	4" (10.2cm) IMG woofer
DIAMETER	10.516" (26.7cm)
CUTOUT DIAMETER	8.15" (20.7cm)
MOUNTING DEPTH	1.97" (5cm)
WEIGHT	7.4 lbs. (3.35kg)
INSTALLATION KIT	IK-650-C or IK-650-C II (sold separately)

SHIPPING QUANTITY:	Single
SHIPPING WEIGHT:	3.6 kg 8 lbs
PART NUMBER	1063200

NOTES:



ULTRA-SLIM 50MM (1.97")

THIN IS IN

Some of the most compact in-ceiling speakers on the market, the SLM-5400-C and SLM-3400-C feature an ultra-slim (50mm) depth with a fully enclosed back box and legendary KLIPPSCH acoustic performance. The thin fire-rated metal back box provides exceptional sound isolation and low frequency response.

Featuring the same powerful acoustic design as the legendary Reference architectural series, these speakers bring classic Klipsch sound to an ultra-slim package. The flat, magnetic, minimum bezel grille gives a modern and discreet look for great sound in the spaces where we live.

Klipsch
REFERENCE

ULTRA-SLIM SPEAKERS

**GREAT DEPTH
FROM THE
SHALLOWS**

THX® ULTRA™ SERIES

Utilizing the same professional-grade technology as our renowned commercial theater systems, every Klipsch THX® Ultra speaker brings real cinema sound to the comforts of home. Expertly delivering the raw explosiveness and fine detail of any film format, these products - which can be assembled in a variety of combinations - will forever shatter your expectations for home theater performance.

- THX Ultra certified • For rooms 3,000 cubic feet or larger



LCR SPEAKERS



- THX Ultra certified LCR speaker
- Front-firing port for low bass extension
- Top-of-the-line internal wiring
- Omni-Mount suspension points facilitate wall or ceiling mounting using standard hardware

THX-6000-LCR DUAL 6.5" LCR SPEAKER

FREQUENCY RESPONSE	48 Hz - 20 kHz +/- 3dB
SENSITIVITY	97dB @ 2.83V/1 meter
POWER HANDLING (CONT/PEAK)	150W/600W
NOMINAL IMPEDANCE	8 Ohms Compatible
CROSSOVER FREQUENCY	1400Hz
HIGH FREQUENCY DRIVER	1" (2.5cm) magnetically shielded, titanium-dome compression driver with 9.6 oz ceramic magnet structure with a 10" x 6" rectangular 90°x 60° Tractrix Horn
LOW FREQUENCY DRIVER	Two 6.5" (16.5cm) magnetically shielded, Cerametallic cone, cast aluminum frame woofers
ENCLOSURE MATERIAL	Medium density fiberboard (MDF)
ENCLOSURE TYPE	Bass reflex via front-firing port
INPUTS	Two sets of binding post speaker terminals (connected via bass strap jumpers)
HEIGHT	15" (38.1cm)
WIDTH	17" (43.2cm)
DEPTH	12.5" (31.8cm)
WEIGHT	39 lbs (17.7 kg)
MOUNTING	4-bolt pattern 1/4"-20 threaded inserts
FINISH	Galaxy Black cabinet with Black anodized aluminum fascia

SHIPPING QUANTITY: Single
SHIPPING WEIGHT: 20.6 kg
 45.5 lbs
PART NUMBER
 1068690 (Left)
 1068689 (Right)



NOTES:



- THX Ultra certified LCR speaker
- Sealed enclosure
- Top-of-the-line internal wiring
- Omni-Mount suspension points facilitate wall or ceiling mounting using standard hardware

THX-5000-LCR DUAL 5.25" LCR SPEAKER

FREQUENCY RESPONSE	80 Hz - 20 kHz +/- 3dB
SENSITIVITY	94dB @ 2.83V/1 meter
POWER HANDLING (CONT/PEAK)	100W/400W
NOMINAL IMPEDANCE	8 Ohms Compatible
CROSSOVER FREQUENCY	1500Hz
HIGH FREQUENCY DRIVER	1" (2.5cm) magnetically shielded, titanium-dome compression driver with 9.6 oz ceramic magnet structure with a 10" x 6" rectangular 90°x 60° Tractrix Horn
LOW FREQUENCY DRIVER	Two 5.25" (13.3cm) magnetically shielded, Cerametallic cone, cast aluminum frame woofers
ENCLOSURE MATERIAL	Medium density fiberboard (MDF)
ENCLOSURE TYPE	Sealed
INPUTS	Two sets of binding post speaker terminals (connected via bass strap jumpers)
HEIGHT	12.75" (32.4cm)
WIDTH	16" (40.6cm)
DEPTH	12.5" (31.8cm)
WEIGHT	32 lbs (14.5kg)
MOUNTING	4-bolt pattern 1/4"-20 threaded inserts
FINISH	Galaxy Black cabinet with Black anodized aluminum fascia

SHIPPING QUANTITY: Single
SHIPPING WEIGHT: 20.6 kg
 45.5 lbs
PART NUMBER
 1068688



NOTES:



- THX Ultra certified LCR speaker
- Wide Dispersion Surround Technology (WDST)
- Top-of-the-line internal wiring
- Omni-Mount suspension points facilitate wall or ceiling mounting using standard hardware

THX-5000-SUR DUAL 5.25" SURROUND

FREQUENCY RESPONSE	80 Hz - 20 kHz +/- 3dB
SENSITIVITY	96dB @ 2.83V/1 meter
POWER HANDLING (CONT/PEAK)	100W/400W
NOMINAL IMPEDANCE	8 Ohms Compatible
CROSSOVER FREQUENCY	2100Hz
HIGH FREQUENCY DRIVER	Two 1" (2.5cm) magnetically shielded, titanium-dome compression driver with 9.6 oz ceramic magnet structure with a 5" square 90°x 60° Tractrix Horn
LOW FREQUENCY DRIVER	Two 5.25" (13.3cm) magnetically shielded, Cerametallic cone, cast aluminum frame woofers
ENCLOSURE MATERIAL	Medium density fiberboard (MDF)
ENCLOSURE TYPE	Sealed
INPUTS	Two sets of binding post speaker terminals (connected via bass strap jumpers)
HEIGHT	13.75" (35cm)
WIDTH	13" (33cm)
DEPTH	8.5" (21.6cm)
WEIGHT	20 lbs (9.1kg)
MOUNTING	Dual keyholes and 2-bolt pattern 1/4"-20 threaded inserts
FINISH	Galaxy Black cabinet with Black anodized aluminum fascia

SHIPPING QUANTITY: Pair
SHIPPING WEIGHT: 20.3 kg
 44.75 lbs
PART NUMBER
 1068687



NOTES:

SUBWOOFER



- THX Ultra certified passive subwoofer
- Front-firing port
- Top-of-the-line internal wiring
- For use with KA-1000-THX amplifier

THX-1200-SW 12" PASSIVE SUBWOOFER

FREQUENCY RESPONSE	20 Hz - 200 Hz +/- 3dB
MAX ACOUSTIC OUTPUT	130dB @ 30Hz, 122dB @ 20Hz, 112dB @ 15Hz 1/8 space, 1 meter (2 enclosures side-by-side per THX Ultra2)
AMPLIFIER	Use only with KA-1000-THX
NOMINAL IMPEDANCE	8 Ohms Compatible
LOW FREQUENCY DRIVER	12" (30.5cm) front-firing, Cerametallic cone, cast aluminum frame drivers with a 240oz ceramic magnet structure
ENCLOSURE MATERIAL	Medium density fiberboard (MDF)
ENCLOSURE TYPE	Bass reflex via front-firing port
INPUTS	1 Speakon NL2 jack and included cable
HEIGHT	20.25" (51.4cm)
WIDTH	17.75" (45.1cm)
DEPTH	17.75" (31.8cm)
WEIGHT	80 lbs (36.3kg)
FINISH	Galaxy Black cabinet with Black anodized aluminum fascia

SHIPPING QUANTITY: Single
SHIPPING WEIGHT: 93 lbs
PART NUMBER
 1068691



NOTES:

THX® ULTRA™ AMPLIFIER



- Delivers 1000 watts into a 4 Ohm load
- Can support two high performance subwoofers
- Finished in black with a machined aluminum front panel and knobs

KA-1000-THX THX CERTIFIED CLASS D SUBWOOFER AMPLIFIER

FREQUENCY RESPONSE	20 Hz - 1 kHz +/- 3dB
AMPLIFIER	High-Efficiency Class D
AMPLIFIER POWER	FTC Rated Power: 500W into 8 ohms, 1000W into 4 ohms, 20Hz-1kHz @ <1.5% THD Dynamic Power: 2050W into 8 ohms, 3025W into 4 ohms @ 5% THD
AUTO POWER ON	2 second ON delay, 15 minute off delay
LOW PASS CROSSOVER	Continuously variable from 40Hz-120Hz, 24dB/octave slope above 120z (non-THX mode)
INPUTS	2 Gold-plated RCA phono jacks
OUTPUTS	2 Gold-plated RCA phono jacks (unfiltered) 2 Speakon® NL2 jacks
DIMENSIONS	4.75" (12.1cm) H x 17.5" (44.5cm) W x 12.25" (31.1cm) D
FINISH	Black anodized aluminum
VOLTAGE	110/120 VAC 60Hz
EXPORT VOLTAGE	230 VAC 50/60Hz
FEATURES	THX On/Off Boundary Gain Compensation On/Off

SHIPPING QUANTITY: Single
SHIPPING WEIGHT: 31 lbs
PART NUMBER
 221200080011 (120V)
 221200080012 (230V)

NOTES:

REFERENCE PREMIERE DESIGNER ON-WALL

Klipsch Reference Premiere Designer On-Wall is a first class low-profile home audio solution, offering minimalist home theater system speakers that add beauty to any room. With its modern-day aesthetic and legendary sonic signature – great sound has never looked so good.



RP-440D SB SLIM ON-WALL 3-CHANNEL PASSIVE LCR SOUND BAR

FREQUENCY RESPONSE	65Hz - 24Hz +/-3dB
SENSITIVITY	92 dB @ 2.83V/1 meter
POWER HANDLING (CONT/PEAK)	50W/200W
NOMINAL IMPEDANCE	8 Ohms Compatible
CROSSOVER FREQUENCY	2200Hz
HIGH FREQUENCY DRIVER	Three 1" (2.54cm) Titanium diaphragm compression drivers mated to a 90° x 90° square Tractrix® Horn
LOW FREQUENCY DRIVER	Four 3.5" (8.89 cm) active long-throw cerametallic woofers (One each for left and right channels, two for center channel)
ENCLOSURE MATERIAL	Injection molded polymer
ENCLOSURE TYPE	Bass-reflex
INPUTS	Single wire 5-way binding posts (3 sets)
HEIGHT	6" (15.24cm)
WIDTH	42" (106.68cm)
DEPTH	2.4" (6.10cm)
WEIGHT	12 lbs (5.44 kg)
FINISH	Matte black paint

SHIPPING QUANTITY: Single

SHIPPING WEIGHT: 6 kg
13.22 lbs

PART NUMBER

1064178 (Black)

NOTES:



- 3-Channel passive LCR sound bar
- Wall-mountable or table-mountable with included glass base
- True Reference Premiere acoustics in a slim on-wall solution

RP-640D SLIM ON-WALL LCRS SPEAKER

FREQUENCY RESPONSE	55Hz - 24kHz +/-3dB
SENSITIVITY	94dB @ 2.83V/1 meter
POWER HANDLING (CONT/PEAK)	75W/300W
NOMINAL IMPEDANCE	8 Ohms Compatible
CROSSOVER FREQUENCY	2200Hz
HIGH FREQUENCY DRIVER	1" (2.54cm) Titanium diaphragm compression driver mated to a 90° x 90° square Tractrix® Horn
LOW FREQUENCY DRIVER	Two 3.5" (8.89 cm) active long-throw cerametallic woofers Four 3.5" (8.89 cm) passive cerametallic radiators
ENCLOSURE MATERIAL	Injection molded polymer
ENCLOSURE TYPE	Bass-reflex via passive radiators
INPUTS	Single wire 5-way binding posts
HEIGHT	28.5" (72.39cm)
WIDTH	6" (15.24cm)
DEPTH	2.4" (6.1cm)
WEIGHT	8 lbs (3.63 kg)
FINISH	Matte black paint

SHIPPING QUANTITY: Single

SHIPPING WEIGHT: 4.1 kg
9 lbs

PART NUMBER

1064179 (Black)

NOTES:



- Slim on-wall LCRS speaker
- Wall-mountable or table-mountable with included glass base
- True Reference Premiere acoustics in a slim on-wall solution

Masters of the
Minimal

High performance, low profile - Legendary Reference Premiere Sound

Klipsch
REFERENCE
PREMIERE

DESIGNER
ON-WALL



RP-240D SLIM ON-WALL LCRS SPEAKER

FREQUENCY RESPONSE	67Hz - 24kHz +/-3dB
SENSITIVITY	94dB @ 2.83V/1 meter
POWER HANDLING (CONT/PEAK)	75W/300W
NOMINAL IMPEDANCE	8 Ohms Compatible
CROSSOVER FREQUENCY	2200Hz
HIGH FREQUENCY DRIVER	1" (2.54cm) Titanium diaphragm compression driver mated to a 90° x 90° square Tractrix® Horn
LOW FREQUENCY DRIVER	Two 3.5" (8.89 cm) long-throw cerametallic woofers
ENCLOSURE MATERIAL	Injection molded polymer
ENCLOSURE TYPE	Bass-reflex
INPUTS	Single wire 5-way binding posts
HEIGHT	16" (40.64cm)
WIDTH	6" (15.24cm)
DEPTH	2.4" (6.1cm)
WEIGHT	5.25lbs (2.38 kg)
FINISH	Matte black paint

- Slim on-wall LCRS speaker
- Wall-mountable or table-mountable with included glass base
- True Reference Premiere acoustics in a slim on-wall solution

SHIPPING QUANTITY:	Single
SHIPPING WEIGHT:	2.9 kg 6.4 lbs
PART NUMBER	1064180 (Black)

NOTES:



RP-140D SLIM ON-WALL LCRS SPEAKER

FREQUENCY RESPONSE	69Hz - 24kHz +/-3dB
SENSITIVITY	91dB @ 2.83V/1 meter
POWER HANDLING (CONT/PEAK)	50W/200W
NOMINAL IMPEDANCE	8 Ohms Compatible
CROSSOVER FREQUENCY	2200Hz
HIGH FREQUENCY DRIVER	1" (2.54cm) Titanium diaphragm compression driver mated to a 90° x 90° square Tractrix® Horn
LOW FREQUENCY DRIVER	3.5" (8.89 cm) long-throw cerametallic woofer
ENCLOSURE MATERIAL	Injection molded polymer
ENCLOSURE TYPE	Bass-reflex
INPUTS	Single wire 5-way binding posts
HEIGHT	12" (30.48cm)
WIDTH	6" (15.24cm)
DEPTH	2.4" (6.1cm)
WEIGHT	3.75 lbs (1.7 kg)
FINISH	Matte black paint

- Slim on-wall LCRS speaker
- Wall-mountable or table-mountable with included glass base
- True Reference Premiere acoustics in a slim on-wall solution

SHIPPING QUANTITY:	Single
SHIPPING WEIGHT:	2.2 kg 4.85 lbs
PART NUMBER	1064181 (Black)

NOTES:



CUSTOMIZED HERITAGE THEATER BAR

The Heritage Theater Bar is a passive LCR sound bar that blends the acoustics and classic, nostalgic design legacy of founder Paul W. Klipsch with the most premium materials and latest technologies available today. Assembled in the USA, the Heritage Theater Bar is the perfect combination of sonic performance and architectural elegance. Customizable Heritage Theater Bars range in width from 49.5" to 80". A standard 49.5" model is also available and designed to match most 55" televisions.



FINISH OPTIONS

	American Walnut		Satin Black Ash
	Natural Cherry		Distressed Oak
	Primed White <i>Ready for Paint</i>		Raw Ash Wood Veneer <i>Ready for Stain</i>

GRILLE OPTIONS

	Black Knit		Taupe Knit
	Gray Knit		Cream Knit

CUSTOM WIDTH 49.5" - 80"



CUSTOMIZED HERITAGE THEATER BAR

FREQUENCY RESPONSE	120Hz - 20kHz +/-1.3 dB
SENSITIVITY	90dB @ 2.83V/1M
MAXIMUM CONTINUOUS OUTPUT	106 dB (112 dB peak)
POWER HANDLING (NOM./PEAK)	75W / 300 W
REC. AMPLIFIER POWER	50W - 150W
NOMINAL IMPEDANCE	8 ohms compatible
CROSSOVER	2,800 Hz
HIGH FREQUENCY DRIVER	3/4" (19cm) Titanium diaphragm compression driver mated to a 90° x 90° Tractrix Horn
LOW FREQUENCY DRIVER	Dual 4" (10.2cm) Black Cerametallic woofers
ENCLOSURE MATERIAL	MDF
ENCLOSURE TYPE	Sealed box
INPUTS	Spring loaded input terminals (left, center, right)
GRILLE CLOTH	Black knit
HEIGHT	6.25" (15.9cm)
WIDTH	49.5" (125.7cm) to 80" (203.2cm)
DEPTH	4" (10.2cm)
WEIGHT	26 lbs. (11.8kg)
ACCESSORIES	Low-profile wall hanging bracket and wall mounting template

SHIPPING QUANTITY:	Single
SHIPPING WEIGHT:	QUICK SHIP 35 lbs (16 kg)
PART NUMBER	CUSTOM 35-52 lbs (16-24 kg)
QUICK SHIP	American Walnut - 1066275 Satin Black Ash - 1065987
CUSTOM	49.5" - 65" - 1066279 65.1" - 80" - 1066277

NOTES:

Klipsch Outdoor SPEAKERS

ALL-WEATHER SERIES

When you want to listen to your favorite music by the pool or want to provide background music while you entertain guests on your patio, our line of outdoor speakers has you covered. The Klipsch All-Weather loudspeaker line delivers clear, dynamic performances while providing more sound per watt than comparably sized speakers, allowing for better sound coverage in a smaller package.



- Paintable, UV-resistant ABS enclosure with rustproof aluminum grille
- Supplied with C-style mounting bracket and stainless steel hardware

AW-650 6.5" ALL-WEATHER SPEAKER

FREQUENCY RESPONSE	70Hz-20KHz +/- 3dB
SENSITIVITY	95dB @ 2.83V/1 meter
IMPEDANCE	8 ohms compatible
CROSSOVER FREQUENCY	3400Hz
POWER HANDLING (CONT/PEAK)	75W /300W
HIGH FREQUENCY DRIVER	1" (2.5 cm) titanium dome tweeter with a 90° x 90° Tractrix Horn
LOW FREQUENCY DRIVER	6.5" (16.5cm) IMG woofer
DIMENSIONS	15" (38.1cm) H x 9.5" (21.4cm) W x 11" (27.9) cm D
WEIGHT	9 lbs (4.1 kg)
FINISH	Black or White enclosure and grille

SHIPPING QUANTITY:	Pair
SHIPPING WEIGHT:	11.8 kg 26 lbs
PART NUMBER	1009316 (Black) 097093000001 (White)

NOTES:



- Paintable, UV-resistant ABS enclosure with rustproof aluminum grille
- Supplied with C-style mounting bracket and stainless steel hardware

AW-525 5.25" ALL-WEATHER SPEAKER

FREQUENCY RESPONSE	80Hz-20KHz +/- 3dB
SENSITIVITY	94dB @ 2.83V/1 meter
IMPEDANCE	8 ohms compatible
CROSSOVER FREQUENCY	2450Hz
POWER HANDLING (CONT/PEAK)	75W /300W
HIGH FREQUENCY DRIVER	1" (2.5 cm) titanium dome tweeter with a 90° x 90° Tractrix Horn
LOW FREQUENCY DRIVER	5.25" (13.3cm) IMG woofer
DIMENSIONS	11.8" (30cm) H x 8" (20.3cm) W x 9" (22.9 cm) D
WEIGHT	6.5 lbs (3kg)
FINISH	Black or White enclosure and grille

SHIPPING QUANTITY:	Pair
SHIPPING WEIGHT:	8.1 kg 18 lbs
PART NUMBER	1009313 (Black) 097090000001 (White)

NOTES:



- Quick, easy installation
- Multipurpose design

CP-6 5.25" COMPACT HIGH PERFORMANCE SPEAKER

FREQUENCY RESPONSE	70Hz-22KHz +/- 3dB
SENSITIVITY	94dB @ 2.83V/1 meter
IMPEDANCE	8 ohms compatible
CROSSOVER FREQUENCY	3000Hz
POWER HANDLING (CONT/PEAK)	75W /300W
HIGH FREQUENCY DRIVER	.75" (1.9cm) aluminum dome tweeter with a 90° x 90° Tractrix Horn
LOW FREQUENCY DRIVER	5.25" (13.3cm) long-throw IMG woofer
TERMINALS	Front baffle mounted accessed via rear pull-through
DIMENSIONS	11.0"(27.9cm) H x 7.0"(17.8cm) W x 6.1"(15.5cm) D
MOUNTING DEPTH	6.9"(17.5cm) D
WEIGHT	5.8 lbs (2.6kg)
FINISH	Black or White enclosure and grille

SHIPPING QUANTITY:	Pair
SHIPPING WEIGHT:	7.8 kg 17.19 lbs
PART NUMBER	1016297 (Black) 1060387 (White)

NOTES:





- Paintable, UV-resistant ABS enclosure with rustproof aluminum grille
- Supplied with C-style mounting bracket and stainless steel hardware

AW-400 4" ALL-WEATHER SPEAKER

FREQUENCY RESPONSE	91Hz-20kHz +/- 3dB
SENSITIVITY	91dB @ 2.83V/1 meter
IMPEDANCE	8 ohms compatible
CROSSOVER FREQUENCY	2940Hz
POWER HANDLING (CONT/PEAK)	50W /200W
HIGH FREQUENCY DRIVER	1" (2.5 cm) titanium dome tweeter with a 90° x 90° Tractrix Horn
LOW FREQUENCY DRIVER	4" (10.2cm) IMG woofer
DIMENSIONS	9.5" (24.1cm) H x 6.5" (16.5cm) W x 7.25" (18.4 cm) D
WEIGHT	5 lbs (2.3 kg)
FINISH	White enclosure and grille

SHIPPING QUANTITY:	Pair
SHIPPING WEIGHT:	5.5 kg 12.1 lbs
PART NUMBER	09708500001

NOTES:



PRO-12SW-LS 12" DIRECT BURIAL SUBWOOFER

FREQUENCY RANGE	34Hz - 100Hz +/- 3dB 29Hz - 110Hz +/- 6dB 25Hz - 125Hz +/- 10dB
SYSTEM TYPE	Band Pass Full Burial
WOOFER	12" (30.48cm) IMG Dual Voice Coil
SENSITIVITY	90 dB @ 2.83V/1 meter
POWER HANDLING	250W
IMPEDANCE	70V @ 300W (Transformerless) 8 Ohm Stereo 4 Ohm Mono
ENCLOSURE MATERIAL	Canopy: Rustproof, UV Resistant Aluminum Cabinet: Heavy Duty, High Impact Polyethylene
FINISH	Canopy: Metallic Brown, Paintable Cabinet: Matte Black, Paintable
PRODUCT DIMENSIONS	25" x 16.14" x 26.42" (635mm x 410mm x 671mm)
PRODUCT WEIGHT	55 lbs (25 kg)

SHIPPING QUANTITY:	Single
SHIPPING WEIGHT:	34 kg 75 lbs
PART NUMBER	1063141

NOTES:

PROFESSIONAL SERIES LANDSCAPE SPEAKERS

The new Klipsch Landscape Series is a horn-loaded, all-weather, durable, low-distortion, high-efficiency system - designed from the ground up with 70 years of high-performance audio experience by one of the most legendary and reliable audio companies in the world.

- Landscape Satellites and Subwoofers for full-range outdoor performance • 70V/100V/8 Ohm compatibility
- UV-resistant enclosures



- Long-throw 12" IMG woofer
- Dual voice coil design for transformerless 70V/100V/8 Ohm compatibility
- All-weather durability - IP45 rating



PRO-10SW-LS 10" HALF BURIAL SUBWOOFER

FREQUENCY RANGE	47Hz - 103Hz +/- 3dB 40Hz - 110Hz +/- 6dB 33Hz - 123Hz +/- 10dB
SYSTEM TYPE	Band Pass Half Burial
WOOFER	10" (25.4cm) IMG Dual Voice Coil
SENSITIVITY	90 dB @ 2.83V/1 meter
POWER HANDLING	200W
IMPEDANCE	70V @ 250W (Transformerless) 8 Ohm Stereo 4 Ohm Mono
ENCLOSURE MATERIAL	Canopy: Rustproof, UV Resistant Aluminum Cabinet: Heavy Duty, High Impact Polyethylene
FINISH	Canopy: Metallic Brown, Paintable Cabinet: Matte Black, Paintable
PRODUCT DIMENSIONS	21.85" x 16.10" x 16.10" (555mm x 409mm x 409mm)
PRODUCT WEIGHT	35 lbs (15.91 kg)

SHIPPING QUANTITY:	Single
SHIPPING WEIGHT:	22.6 kg 50 lbs

PART NUMBER	1063140
--------------------	---------

NOTES:



- All-new custom Tractrix® Horn provides ultra-wide 105° horizontal dispersion
- 50 watt, 70V/100V multi-tap transformer with 8-ohm bypass
- All-weather durability - IP45 rating

PRO-650T-LS 6.5" LANDSCAPE SATELLITE

FREQUENCY RANGE	100Hz - 24kHz +/- 3dB 92Hz - 30kHz +/- 6dB 77Hz - 35kHz +/- 10dB
HIGH FREQUENCY DRIVER	1" (2.54cm) Aluminum Dome Tweeter mated to an all new 105° custom Tractrix® horn
LOW FREQUENCY DRIVER	6.5" (16.51cm) IMG Woofer
SENSITIVITY	90 dB @ 2.83V/1 meter
COVERAGE ANGLE	105°
POWER HANDLING	100W Peak
70V / 100V TAP SETTINGS	70V: 6.25W, 12.5W, 25W, 50W 100V: 12.5W, 25W, 50W 8 Ohm Bypass
ENCLOSURE MATERIAL	UV Treated, Glass-Filled ABS Cabinet
FINISH	Brown Matte, Paintable
PRODUCT DIMENSIONS	8.27" x 8.82" x 11.02" (210mm x 224mm x 280mm)
PRODUCT WEIGHT	7 lbs (3.18 kg)
ACCESSORIES	PRO-18-GS 18" Ground Stake (PN: 1063448) (sold separately)

SHIPPING QUANTITY:	Single
SHIPPING WEIGHT:	4.5 kg 10 lbs
PART NUMBER	1063139

NOTES:



- All-new custom Tractrix® Horn provides ultra-wide 105° horizontal dispersion
- 50 watt, 70V/100V multi-tap transformer with 8-ohm bypass
- All-weather durability - IP45 rating

PRO-500T-LS 5" LANDSCAPE SATELLITE

FREQUENCY RANGE	130Hz - 30kHz +/- 3dB 113Hz - 32kHz +/- 6dB 93Hz - 36kHz +/- 10dB
HIGH FREQUENCY DRIVER	1" (2.54cm) Aluminum Dome Tweeter mated to an all new 105° custom Tractrix® horn
LOW FREQUENCY DRIVER	5" (12.7cm) IMG Woofer
SENSITIVITY	88 dB @ 2.83V/1 meter
COVERAGE ANGLE	105°
POWER HANDLING	60W Peak
70V / 100V TAP SETTINGS	70V: 3.75W, 7.5W, 15W, 30W 100V: 7.5W, 15W, 30W 8 Ohm Bypass
ENCLOSURE MATERIAL	UV Treated, Glass-Filled ABS Cabinet
FINISH	Brown Matte, Paintable
PRODUCT DIMENSIONS	6.3" x 6.85" x 8.5" (160mm x 174mm x 216mm)
PRODUCT WEIGHT	5 lbs (2.27 kg)
ACCESSORIES	PRO-10-GS 10" Ground Stake (PN: 1063447) (sold separately)

SHIPPING QUANTITY:	Single
SHIPPING WEIGHT:	3.6 kg 8 lbs
PART NUMBER	1063137

NOTES:

ACCESSORIES



PRO-18-GS 18" GROUND STAKE

MATERIAL	Ground Stake: Glass-Filled (25%) ABS Security Plate: Galvanized Stamped Steel
INCLUDED IN-BOX	18" Ground Stake, 7" Security Plate, Installation Manual
FINISH	Brown Matte, Paintable
PRODUCT DIMENSIONS	17.99" x 3.35" x 3.35" (457mm x 85mm x 85mm)
PRODUCT WEIGHT	2 lbs (0.91 kg)
RECOMMENDED FOR USE WITH	PRO-650T-LS 6.5" Landscape Satellite (PN: 1063139)

SHIPPING QUANTITY:	Single
SHIPPING WEIGHT:	1.3 kg 3 lbs
PART NUMBER	1063448

NOTES:



PRO-10-GS 10" GROUND STAKE

MATERIAL	Ground Stake: Glass-Filled (25%) ABS Security Plate: Galvanized Stamped Steel
INCLUDED IN-BOX	10" Ground Stake, 7" Security Plate, Installation Manual
FINISH	Brown Matte, Paintable
PRODUCT DIMENSIONS	11.81" x 3.35" x 3.35" (300mm x 85mm x 85mm)
PRODUCT WEIGHT	2 lbs (0.91 kg)
RECOMMENDED FOR USE WITH	PRO-500T-LS 5" Landscape Satellite (PN: 1063137)

SHIPPING QUANTITY:	Single
SHIPPING WEIGHT:	1.3 kg 3 lbs
PART NUMBER	1063447

NOTES:



PRO-1-SM

FOR USE WITH	PRO-500T-LS (1063137) and PRO-650T-LS (1063139)
CONSTRUCTION	Rustproof aluminum parts with stainless steel hardware
MAXIMUM PITCH	45° up, 90° down
PITCH INCREMENTS	15°
MAXIMUM PAN	100° clockwise, 100° counterclockwise
WEIGHT	1.2 lbs / .54 kg
DIMENSIONS	1.68" x 11.12" x 4.13" (4.3cm x 29.5cm x 10.5cm)
PACKED AS	Eaches
FINISH	Satin Black
ACCESSORIES (NOT INCLUDED)	5/16" Washers (2) and Mounting Hardware 1" Tree Strap Square U-Bolt for Pole Mounting (1.25" Minimum Width)

SHIPPING QUANTITY:	Single
SHIPPING WEIGHT:	10 lbs
PART NUMBER	1063139

NOTES:

PROFESSIONAL SERIES ROCK SPEAKERS

With IMG woofers and Tractrix horn-loaded Aluminum Dome Tweeters, the Pro Series rock speakers use the same high performance acoustic design philosophies of our legendary indoor products, bringing the world's most dynamic, powerful, detailed sound to your outdoor living space. From small residential systems to massive commercial installs, the Klipsch Pro Series rock speakers are designed to make any installation job quick and easy. For distributed line application, the Pro Series rock speakers feature a 70V/100V multi-tap transformer with 8 ohm bypass, allowing for exceptional balance at any listening location - all selectable from an easily accessible, tool-free rotary switch on the back of the speaker.

- Rock satellites and subwoofer for full-range outdoor performance • 70V/100V/8 Ohm compatibility
- UV-resistant enclosures



- Rock subwoofer speaker
- Dual voice coil design for transformerless 70V/100V capability with 8-ohm bypass
- UV-resistant, mechanically reinforced fiberglass cabinet

PRO-10SW-RK 10" ROCK SUBWOOFER

FREQUENCY RANGE	47Hz - 103Hz +/- 3dB 40Hz - 110Hz +/- 6dB 33Hz - 123Hz +/- 10dB
SYSTEM TYPE	Sealed box
WOOFER	10" (25.4cm) IMG Dual Voice Coil
SENSITIVITY	90 dB @ 2.83V/1 meter
POWER HANDLING	200W
IMPEDANCE	70V @ 250W (Transformerless) 8 Ohm Stereo 4 Ohm Mono
ENCLOSURE MATERIAL	UV Treated Fiberglass
FINISH	Granite or Sandstone
PRODUCT DIMENSIONS	13.39" x 18.43" x 20.67" (340mm x 468mm x 525mm)
PRODUCT WEIGHT	30 lbs (13.6 kg)

SHIPPING QUANTITY:	Single
SHIPPING WEIGHT:	16 kg 35.4 lbs
PART NUMBER	1063232 (Granite) 1063231 (Sandstone)

NOTES:



- All-new custom Tractrix® Horn provides ultra-wide 105° horizontal dispersion
- 70V/100V multi-tap transformer with 8-ohm bypass
- UV-resistant, mechanically reinforced fiberglass cabinet

PRO-650T-RK 6.5" 2-WAY ROCK SATELLITE

FREQUENCY RANGE	100Hz - 24kHz +/- 3dB 92Hz - 30kHz +/- 6dB 77Hz - 35kHz +/- 10dB
HIGH FREQUENCY DRIVER	1" (2.54cm) Aluminum Dome Tweeter mated to an all new 105° custom Tractrix® horn
LOW FREQUENCY DRIVER	6.5" (16.51cm) IMG Woofer
SENSITIVITY	90 dB @ 2.83V/1 meter
COVERAGE ANGLE	105°
POWER HANDLING	100W Peak
70V / 100V TAP SETTINGS	70V: 6.25W, 12.5W, 25W, 50W 100V: 12.5W, 25W, 50W 8 Ohm Bypass
ENCLOSURE MATERIAL	UV Treated Fiberglass
FINISH	Granite or Sandstone
PRODUCT DIMENSIONS	10.91" x 9.65" x 13.43" (277mm x 245mm x 341mm)
PRODUCT WEIGHT	11 lbs (4.98 kg)

SHIPPING QUANTITY:	Single
SHIPPING WEIGHT:	6.6 kg 14.7 lbs
PART NUMBER	1063230 (Granite) 1063229 (Sandstone)

NOTES:



AWR-650-SM

FREQUENCY RESPONSE	66Hz-20KHz +/- 3dB
SENSITIVITY	94dB @ 2.83V / 1 meter
IMPEDANCE	8 ohms compatible
CROSSOVER FREQUENCY	2500Hz
POWER HANDLING (CONT/PEAK)	50W /200W
HIGH FREQUENCY DRIVER	Two .75" (1.9cm) polymer dome tweeters
LOW FREQUENCY DRIVER	6.5" (16.5cm) polymer cone dual voice coil woofer
DIMENSIONS	17" (43.2cm) H x 15" (38.1cm) W x 11" (27.9cm) D
WEIGHT	13 lbs (5.9kg)
PRODUCT DIMENSIONS	9.21" x 9.72" x 10.43" (234mm x 247mm x 265mm)
PRODUCT WEIGHT	8 lbs (3.62 kg)

SHIPPING QUANTITY:	Single
SHIPPING WEIGHT:	7.25 kg 16 lbs
PART NUMBER	1007160 (Granite) 1007161 (Sandstone)

NOTES:

KLIPSCH DSP MULTI-ZONE AMPLIFIERS

The Klipsch KDA Series DSP Amplifiers deliver legendary Klipsch power and performance in a sleek, high-tech, one rack solution. The KDA Amplifiers boast class G power, for clean dynamic power in any type or size of installation. With 2-way IP Network control drivers and 70V/100V and low impedance compatibility, the Klipsch DSP Multi-Zone Amplifiers provide maximum installation flexibility.

KDA-1000 4 IN X 4 OUT 1000W DSP AMPLIFIER

AMPLIFIER TYPE	High efficiency class G/H
AMPLIFIER POWER	1000 watts total system power 4 x 250 watts per channel 2 x 500
INPUTS	Balanced: 4 x Phoenix line level (up to 12 AWG wire) Unbalanced: 4 x RCA line level
IP CONTROL	Control4 CRESTRON ELAN 30 & U-C
OUTPUTS	4 x Phoenix speaker level (up to 12 AWG wire) 4 x RCA line level (throughs)
INPUT SENSITIVITY	750mV balanced 0dBu
INPUT IMPEDENCE	Balanced 40k
THD	<1% @ rated output
SIGNAL TO NOISE	-100dB below rated output
ENCLOSURE MATERIAL	Front face: ABS plastic Case: Machine formed steel
RACK UNIT	1RU
PRODUCT DIMENSIONS	1.73" (44mm) x 19.02" (483mm) x 14.29" (363mm)
PRODUCT WEIGHT	15 lbs. (6.82 kg)
MOUNTING	Removable 1RU rack ears removable rubber feet
BUILT FROM	2016



- High performance power platform
- 70V/100V and low impedance compatibility
- Flexible I/O
- State-of-the-art DSP control and set-up
- Ethernet port for 2-Way IP Ethernet Control

SHIPPING QUANTITY: Single
SHIPPING WEIGHT: 18 lbs

PART NUMBER

1063258 (120V)

NOTES:

KDA-500 4 IN X 4 OUT 500W DSP AMPLIFIER

AMPLIFIER TYPE	High efficiency class G/H
AMPLIFIER POWER	500 watts total system power 4 x 125 watts per channel 2 x 250
INPUTS	Balanced: 4 x Phoenix line level (up to 12 AWG wire) Unbalanced: 4 x RCA line level
IP CONTROL	Control4 CRESTRON ELAN 30 & U-C
OUTPUTS	4 x Phoenix speaker level (up to 12 AWG wire) 4 x RCA line level (throughs)
INPUT SENSITIVITY	750mV balanced 0dBu
INPUT IMPEDENCE	Balanced 40k
THD	<1% @ rated output
SIGNAL TO NOISE	-100dB below rated output
ENCLOSURE MATERIAL	Front face: ABS plastic Case: Machine formed steel
RACK UNIT	1RU
PRODUCT DIMENSIONS	1.73" (44mm) x 19.02" (483mm) x 14.29" (363mm)
PRODUCT WEIGHT	15 lbs. (6.82 kg)
MOUNTING	Removable 1RU rack ears removable rubber feet
BUILT FROM	2016



- High performance power platform
- 70V/100V and low impedance compatibility
- Flexible I/O
- State-of-the-art DSP control and set-up
- Ethernet port for 2-Way IP Ethernet Control

SHIPPING QUANTITY: Single
SHIPPING WEIGHT: 18 lbs

PART NUMBER

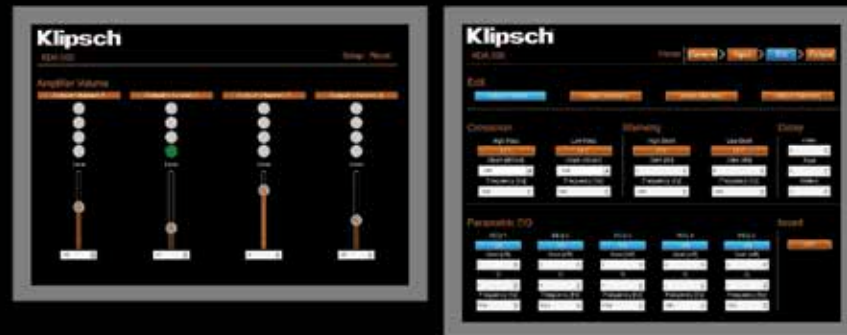
1063257 (120V)

NOTES:

Klipsch
Amplifiers

CUSTOM DSP INTERFACE

Customize Klipsch DSP Multi-Zone Amplifiers through streamlined web-based menus - including Klipsch speaker presets - for one-click optimization.



THX® ULTRA2™ AMPLIFIERS



- THX Ultra2 certified subwoofer amplifier
- Can support two high performance subwoofers
- Finished in black with a machined aluminum front panel and knobs

KA-1000-THX THX CERTIFIED CLASS D SUBWOOFER AMPLIFIER

FREQUENCY RESPONSE	20 Hz - 1 kHz +/- 3dB
AMPLIFIER	High-Efficiency Class D
AMPLIFIER POWER	FTC Rated Power: 500W into 8 ohms, 1000W into 4 ohms, 20Hz-1kHz @ <1.5% THD Dynamic Power: 2050W into 8 ohms, 3025W into 4 ohms @ 5% THD
AUTO POWER ON	2 second ON delay, 15 minute off delay
LOW PASS CROSSOVER	Continuously variable from 40Hz-120Hz, 24dB/octave slope above 120z (non-THX mode)
INPUTS	2 Gold-plated RCA phono jacks
OUTPUTS	2 Gold-plated RCA phono jacks (unfiltered) 2 Speakon® NL2 jacks
DIMENSIONS	4.75" (12.1cm) H x 17.5" (44.5cm) W x 12.25" (31.1cm) D
FINISH	Black anodized aluminum
VOLTAGE	110/120 VAC 60Hz
EXPORT VOLTAGE	230 VAC 50/60Hz
FEATURES	THX On/Off Boundary Gain Compensation On/Off

SHIPPING QUANTITY: Single

SHIPPING WEIGHT: 31 lbs

PART NUMBER

221200080011 (120V)

NOTES:



Secret Weapon

Pro-1200SW

Hidden full-size enclosure - high output, exceptional bass

Klipsch
REFERENCE
PREMIERE

PROFESSIONAL
SERIES



- Full stud-bay-in-wall subwoofer for new construction
- Ideal for home cinema or high performance distributed audio
- Easily installs into any standard stud-bay

PRO-1200SW 12" IN-WALL SUBWOOFER

FREQUENCY RANGE	21Hz - 100Hz +/- 3dB *
SYSTEM TYPE	Sealed Box
WOOFER	12" (25.4cm) Long-Throw Cerametallic™
MAXIMUM OUTPUT*	112dB @ 70Hz
POWER HANDLING	250W RMS / 600W Peak
IMPEDANCE	8 Ohm
ENCLOSURE MATERIAL	MDF
FINISH	Black Polymer Veneer with White, Paintable Grille
PRODUCT DIMENSIONS	65.75" H x 15.69" W x 3.47" D (1670.05mm x 398mm x 100mm)
MOUNTING DEPTH	3.4" (88.138mm)
CUTOUT DIMENSIONS	14.25" x 14.25" (361.95mm x 361.95mm)
PRODUCT WEIGHT	35.5 lbs (16.1 kg)

* With Klipsch KDA Amplifier DSP Preset

SHIPPING QUANTITY:	Single
SHIPPING WEIGHT:	16.6 kg 36.6 lbs
PART NUMBER	1064595

NOTES:

COMMERCIAL IN-CEILING

The Klipsch Commercial In-Ceiling series of loudspeakers packs proven materials and wide dispersion horn technology into installer-friendly products. Designed to mix and match with Klipsch CA-T speakers, these IC speakers have been included in a number of major installations nationally – from Bloomingdale's in New York City to Ron Jon Surf Shop in Orlando.



- Tight 75° coverage pattern for high ceiling applications
- 100 watt, low insertion loss, multi-tap transformer for high output and less compression
- 70-volt, 100-volt or low impedance operation selectable via a front baffle switch

IC-800-T FULL RANGE 8" TWO-WAY IN-CEILING SPEAKER

FREQUENCY RESPONSE	49Hz-20KHz +/- 4dB
SENSITIVITY	92dB @ 2.83V/1 meter
IMPEDANCE	6.5 ohms (in 8 ohm bypass mode)
POWER HANDLING (CONT/PEAK)	100W /400W
HIGH FREQUENCY DRIVER	1" (2.54cm) titanium diaphragm compression driver
LOW FREQUENCY DRIVER	8" (20.32cm) woofer
DIAMETER	9.5" (24.13cm)
CUTOUT DIAMETER	12.625" (32.1cm)
MOUNTING DEPTH	12.75" (32.4cm)
WEIGHT	21 lbs (9.5 kg)
INSTALLATION KIT	061347 (sold separately)
TAP SETTINGS	70V - 100W, 50W, 25W, 12.5W 100V - 100W, 50W, 25W

SHIPPING QUANTITY:	Single
SHIPPING WEIGHT:	10 kg 22 lbs
PART NUMBER	1062346 (Black) 1062347 (White)

NOTES:



- 10" Long-throw Cerametallic™ woofer for superior low frequency response
- Performs as the anchor for a home theater system or a premium distributed audio solution
- MDF enclosure
- Flat, paintable, white magnetic grille
- Suitable for retrofit or new construction applications
- Compatible with the KDA-500 amplifier (see page 47)

PRO-1000SW 10" IN-WALL SUBWOOFER

FREQUENCY RANGE	24-100Hz +/- 3dB *
SYSTEM TYPE	Sealed Box
WOOFER	10" (25.4cm) Long-Throw Cerametallic™
MAXIMUM OUTPUT*	109dB @ 70Hz
POWER HANDLING	200W RMS / 500W Peak
IMPEDANCE	8 Ohm
ENCLOSURE MATERIAL	MDF
FINISH	Black Polymer Veneer with White, Paintable Grille
PRODUCT DIMENSIONS	21.97" x 17.56" x 4.0" (558mm x 448mm x 102mm)
MOUNTING DEPTH	3.94" (100mm)
CUTOUT DIMENSIONS	20.24" x 14.41" (514.096mm x 366.014mm)
PRODUCT WEIGHT	20.3 lbs (9.2 kg)

* With Klipsch KDA Amplifier DSP Preset

SHIPPING QUANTITY:	Single
SHIPPING WEIGHT:	9.8 kg 21.6 lbs
PART NUMBER	1063646

NOTES:



- Wider, shorter design to fit low ceilings
- 70-volt, 100-volt or 8-ohm operation selectable via a front baffle switch
- Tractrix® Port design for deep bass with less compression

IC-650-T 6.5" IN-CEILING SPEAKER

FREQUENCY RESPONSE	50Hz-20KHz +/- 4dB
SENSITIVITY	90dB @ 2.83V/1 meter
IMPEDANCE	8 ohms
POWER HANDLING (CONT/PEAK)	80W /320W
HIGH FREQUENCY DRIVER	1" (2.5cm) titanium compression tweeter on a modified Tractrix® horn
LOW FREQUENCY DRIVER	6.5" (16.51cm) woofer
DIAMETER	11.7" (29.7cm)
CUTOUT DIAMETER	10.125" (25.7cm)
MOUNTING DEPTH	10.1" (25.65cm)
WEIGHT	11.3 lbs (5.12 kg)
INSTALLATION KIT	IK-650-C (sold separately)
TAP SETTINGS	70V - 60W, 30W, 15W, 7.5W 100V - 60W, 30W, 15W

SHIPPING QUANTITY:	Pair
SHIPPING WEIGHT:	11.2 kg 24.7 lbs
PART NUMBER	1008721 (Black) 1007627 (White)

NOTES:



- THX Ultra2 certified passive subwoofer
- Front-firing port
- Top-of-the-line internal wiring
- For use with KA-1000-THX amplifier

THX-1200-SW 12" PASSIVE SUBWOOFER

FREQUENCY RESPONSE	20 Hz - 200 Hz +/- 3dB
MAX ACOUSTIC OUTPUT	130dB @ 30Hz, 122dB @ 20Hz, 112dB @ 15Hz 1/8 space, 1 meter (2 enclosures side-by-side per THX Ultra2)
AMPLIFIER	Use only with KA-1000-THX
NOMINAL IMPEDANCE	8 Ohms Compatible
LOW FREQUENCY DRIVER	12" (30.5cm) front-firing, Cerametallic cone, cast aluminum frame drivers with a 240oz ceramic magnet structure
ENCLOSURE MATERIAL	Medium density fiberboard (MDF)
ENCLOSURE TYPE	Bass reflex via front-firing port
INPUTS	1 Speakon NL2 jack and included cable
HEIGHT	20.25" (51.4cm)
WIDTH	17.75" (45.1cm)
DEPTH	17.75" (31.8cm)
WEIGHT	80 lbs (36.3kg)
FINISH	Galaxy Black cabinet with Black anodized aluminum fascia

SHIPPING QUANTITY:	Single
SHIPPING WEIGHT:	93 lbs
PART NUMBER	1068691



NOTES:



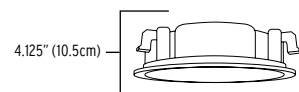
- Wider, shorter design to fit low ceilings
- 70-volt, 100-volt or 8-ohm operation selectable via a front baffle switch
- Tractrix® Port design for deep bass with less compression

IC-525-T 5.25" IN-CEILING SPEAKER

FREQUENCY RESPONSE	65Hz-20KHz +/- 4dB
SENSITIVITY	89dB @ 2.83V/1 meter
IMPEDANCE	8 ohms compatible
POWER HANDLING (CONT/PEAK)	50W /200W
HIGH FREQUENCY DRIVER	1" (2.54cm) Titanium compression driver on 3.5" (8.89cm) round modified Tractrix® horn
LOW FREQUENCY DRIVER	5.25" (16.51cm) woofer
DIAMETER	10.75" (27.3cm)
CUTOUT DIAMETER	9.125" (23.2cm)
MOUNTING DEPTH	8.2" (20.8cm)
WEIGHT	7 lbs. (3.2kg)
INSTALLATION KIT	1010413 (sold separately)
TAP SETTINGS	70V - 30W, 15W, 7.5W, 3.8W 100V - 30W, 15W, 7.5W

SHIPPING QUANTITY:	Pair
SHIPPING WEIGHT:	7.4 kg 16.3 lbs
PART NUMBER	1008720 (Black) 1007626 (White)

NOTES:



- Includes 15 watt 70/100 volt multi-tap transformer
- 70-volt, 100-volt or 8-ohm operation selectable via a front baffle switch
- Tractrix® Port design for deep bass with less compression

IC-500-T-SC SHALLOW DEPTH 5" 2-WAY IN-CEILING SPEAKER

FREQUENCY RESPONSE	95Hz-20KHz +/- 4dB
SENSITIVITY	87dB @ 2.83V/1 meter
IMPEDANCE	8 ohms compatible
POWER HANDLING (CONT/PEAK)	50W /200W
HIGH FREQUENCY DRIVER	1" (2.54cm) titanium diaphragm compression driver
LOW FREQUENCY DRIVER	5" (12.7cm) woofer
DIAMETER	10.75" (27.3cm)
CUTOUT DIAMETER	9.125" (23.2cm)
MOUNTING DEPTH	4.125" (10.5cm)
WEIGHT	5.5 lbs. (2.5kg)
INSTALLATION KIT	1010413 (sold separately)
TAP SETTINGS	70V - 15W, 7.5W, 3.8W, 1.9W 100V - 15W, 7.5W, 3.8W

SHIPPING QUANTITY: Pair

SHIPPING WEIGHT: 6 kg
13.2 lbs

PART NUMBER

1062344 (Black)

1062345 (White)

NOTES:

COMPACT PERFORMANCE SERIES

The Klipsch Compact Performance Series is designed for high-performance sound indoors or out. The CP-6, in paintable Black or White, is designed to quickly wall-mount with the included brackets or rest on a shelf or bookcase in equally appealing form. Traditional Klipsch lifelike sound with Tractrix horns, utilize them for deck or patio sound, as part of a 2-channel music system or as surrounds in a Home Theater system. Their versatility is endless.



- Quick, easy installation
- Multipurpose design

CP-6T 5.25" COMPACT HIGH PERFORMANCE SPEAKER

FREQUENCY RESPONSE	83Hz-22kHz +/- 3dB
SENSITIVITY	94dB
IMPEDANCE	8 ohm @ 2.83V/1 meter (8 ohm bypass)
CROSSOVER FREQUENCY	3kHz 12dB octave
POWER HANDLING (CONT/PEAK)	75W /300W
HIGH FREQUENCY DRIVER	.75" (1.9cm) aluminum dome tweeter with a 90° x 90° Tractrix Horn
LOW FREQUENCY DRIVER	5.25" (13.3cm) long-throw IMG woofer
TERMINALS	Front baffle mounted accessed via rear pull-through
DIMENSIONS	11.0" (27.9cm) H x 7.0" (17.8cm) W x 6.1" (15.5cm) D
MOUNTING DEPTH	6.9" (17.5cm) D
WEIGHT	6.85 lbs. (3.1kg)
FINISH	Black or White enclosure and grille
TAP SETTINGS	70V - 30W, 15W, 7W, 3.75W 100V - 30W, 15W, 7W, 3.75W

SHIPPING QUANTITY: Pair

SHIPPING WEIGHT: 7 kg
15.43 lbs

PART NUMBER

1016298 (Black)

1060388 (White)

NOTES:

PENDANT HOUSINGS

When overhead sound distribution is a challenge due to either a high ceiling or a lack of a suspended ceiling, Klipsch Pendant Housings combine with Klipsch In-Ceiling speakers for an aesthetically pleasing, great sounding solution.

- Aluminum Pendant Housing in Black, White or Paintable for customization
- Perfect for high-ceiling structures or areas with no suspended ceiling for direct, overhead distributed sound
- Includes the necessary mounting hardware for typical suspended installation scenarios



KPH-800 12.5" PENDANT HOUSING

PACKAGE CONTENTS	One Pendant housing, One 9.5' (2.5m) drop cable with balance cables and S-hooks, One Fast Link cable joiner
ENCLOSURE	1.5mm Aluminum housing
DIMENSIONS	16.8" (42.7cm) Base diameter, 12.5" (31.8cm) Flange diameter, 13.7" (34.8cm) Height
WEIGHT	2.2 lbs (1 kg)
WORKS WITH	IC-800-T, IC-SW-8T2
COLORS	White (paintable)

SHIPPING QUANTITY: Single

SHIPPING WEIGHT: 1.5 kg
3.3 lbs

PART NUMBER

1063456



KPH-650 10.3" PENDANT HOUSING

PACKAGE CONTENTS	Two Pendant housings, Two 9.5' (2.5m) drop cables with balance cables and S-hooks, Two Fast Link cable joiners
ENCLOSURE	1.5mm Aluminum housing
DIMENSIONS	12.3" (32.2m) Base diameter, 10.3" (26.2cm) Flange diameter, 11.2" (28.5cm) Height
WEIGHT	2 lbs (0.9 kg)
WORKS WITH	IC-650-TUL
COLORS	Black or White (paintable)

SHIPPING QUANTITY: Pair

SHIPPING WEIGHT: 4.5 kg
9.9 lbs

PART NUMBER

1063455 (Black)

1063454 (White)



- Quick, easy installation
- Multipurpose design

CP-4T 3.5" COMPACT HIGH PERFORMANCE SPEAKER

FREQUENCY RESPONSE	100Hz-22kHz +/- 3dB
SENSITIVITY	91dB @ 2.83V/1 meter
IMPEDANCE	N/A
CROSSOVER FREQUENCY	3.2kHz 12dB octave
POWER HANDLING (CONT/PEAK)	5W /10W
HIGH FREQUENCY DRIVER	.75" (1.9cm) aluminum dome tweeter with a 90° x 90° Tractrix Horn
LOW FREQUENCY DRIVER	3.5" (8.89cm) long-throw IMG woofer
TERMINALS	Front baffle mounted accessed via rear pull-through
DIMENSIONS	8.8" (22.4cm) H x 5.5" (14.0cm) W x 4.7" (11.9cm) D
MOUNTING DEPTH	5.5" (14.0cm) D
WEIGHT	4.8 lbs. (2.2kg)
FINISH	Black or White enclosure and grille

SHIPPING QUANTITY: Pair

SHIPPING WEIGHT: 7 kg
15.43 lbs

PART NUMBER

1016296 (Black)

1060386 (White)

NOTES:

COMMERCIAL ALL-WEATHER SERIES

These compact full-range loudspeakers deliver big time sound and worry free performance. Designed for distributed audio applications, these amazing little speakers are equally at home in outdoor or indoor background music and paging applications in both commercial and recreational environments.



CA-525T ALL-PURPOSE 5.25" 2-WAY SPEAKER

FREQUENCY RESPONSE	75Hz-15kHz +/- 4dB
SENSITIVITY	94dB @ 2.83V/1 meter
IMPEDANCE	6 ohm
CROSSOVER FREQUENCY	2.9kHz 18dB octave high-pass / 12dB octave low-pass
POWER HANDLING	75W
HIGH FREQUENCY DRIVER	K-150-A 1" titanium diaphragm compression driver
LOW FREQUENCY DRIVER	K-1181-A 5.25" woofer with IMG cone
INPUT CONNECTORS	4 position terminal strip
MATERIAL	All-weather ABS plastic enclosure with rustproof aluminum grille
DIMENSIONS	8.125"(20.64cm) H x 12"(30.48cm) W x 8.875"(22.54cm) D
WEIGHT	9 lbs. (4.1kg)
FINISH	Black or White (paintable)
TAP SETTINGS	70V - 30W, 15W, 7.5W, 3.75W 100V - 30W, 15W, 7.5W, 3.75W

SHIPPING QUANTITY:	Single
SHIPPING WEIGHT:	5 kg 11 lbs
PART NUMBER	097147000001 (Black) 097087000001 (White)
NOTES:	



CA-800T ALL-PURPOSE 8" 2-WAY SPEAKER

FREQUENCY RESPONSE	64Hz-17.5kHz +/- 4dB
SENSITIVITY	96dB @ 2.83V/1 meter
IMPEDANCE	8 ohm
CROSSOVER FREQUENCY	1.9kHz 12dB octave high-pass / 12dB octave low-pass
POWER HANDLING	100W
HIGH FREQUENCY DRIVER	K-150-A 1" titanium diaphragm compression driver
LOW FREQUENCY DRIVER	K-1183-A 8" woofer with IMG cone
INPUT CONNECTORS	4 position terminal strip
MATERIAL	All-weather ABS plastic enclosure with rustproof aluminum grille
DIMENSIONS	11.125"(28.26cm) H x 15.6375"(41.53cm) W x 12.31"(31.27cm) D
WEIGHT	18 lbs. (8.16kg)
FINISH	Black or White (paintable)
TAP SETTINGS	70V - 60W, 30W, 15W, 7.5W, 3.75W 100V - 60W, 30W, 15W, 7.5W, 3.75W

- Built-in 60-watt 70V/100V multi-tap transformer with 8-ohm bypass
- Paintable UV-resistant ABS enclosure with rustproof aluminum grille
- Very high sensitivity and power handling
- 90° x 90° Tractrix® Horn tweeter for clean, clear highs
- Supplied with C-style mounting bracket and stainless steel hardware

SHIPPING QUANTITY:	Single
SHIPPING WEIGHT:	9.4 kg 20.7 lbs
PART NUMBER	097150000001 (Black) 097097000001 (White)
NOTES:	

- Built-in 30-watt 70V/100V multi-tap transformer with 8-ohm bypass
- Very high sensitivity and power handling
- 90° x 90° Tractrix® Horn tweeter for clean, clear highs
- Paintable UV-resistant ABS enclosure with rustproof aluminum grille
- Supplied with C-style mounting bracket and stainless steel hardware



CA-800-TSW ALL-PURPOSE 8" SUBWOOFER

FREQUENCY RESPONSE	51Hz-135kHz +/- 4dB
SENSITIVITY	92dB @ 2.83V/1 meter
IMPEDANCE	6 ohm
CROSSOVER FREQUENCY	150Hz 12dB octave
POWER HANDLING	150W
LOW FREQUENCY DRIVER	K-1185-A 8" woofer with IMG cone
INPUT CONNECTORS	4 point terminal strip
MATERIAL	All-weather ABS plastic enclosure with rustproof aluminum grille
DIMENSIONS	11.1"(28.3cm) H x 16.4"(41.5cm) W x 12.3"(31.3cm) D
WEIGHT	20 lbs. (9.07kg)
FINISH	Black or White (paintable)
TAP SETTINGS	70V - 60W, 30W, 15W, 7.5W, 3.75W 100V - 60W, 30W, 15W, 7.5W, 3.75W

SHIPPING QUANTITY:	Single
SHIPPING WEIGHT:	10.7 kg 23.6 lbs
PART NUMBER	097149000001 (Black) 097096000001 (White)
NOTES:	

- Built-in 60-watt 70V/100V multi-tap transformer with 8-ohm bypass
- Paintable UV-resistant ABS enclosure with rustproof aluminum grille
- Supplied with C-style mounting bracket and stainless steel hardware



CA-650T ALL-PURPOSE 6.5" 2-WAY SPEAKER

FREQUENCY RESPONSE	69Hz-20kHz +/- 4dB
SENSITIVITY	95dB @ 2.83V/1 meter
IMPEDANCE	8 ohm
CROSSOVER FREQUENCY	1.9kHz 12dB octave high-pass / 12dB octave low-pass
POWER HANDLING	85W
HIGH FREQUENCY DRIVER	K-150-A 1" titanium diaphragm compression driver
LOW FREQUENCY DRIVER	K-1182-A 6.5" woofer with IMG cone
INPUT CONNECTORS	4 position terminal strip
MATERIAL	All-weather ABS plastic enclosure with rustproof aluminum grille
DIMENSIONS	9.5"(24.13cm) H x 15.2"(38.56cm) W x 10.875"(27.62cm) D
WEIGHT	13 lbs. (5.9kg)
FINISH	Black or White (paintable)
TAP SETTINGS	70V - 60W, 30W, 15W, 7.5W, 3.75W 100V - 60W, 30W, 15W, 7.5W

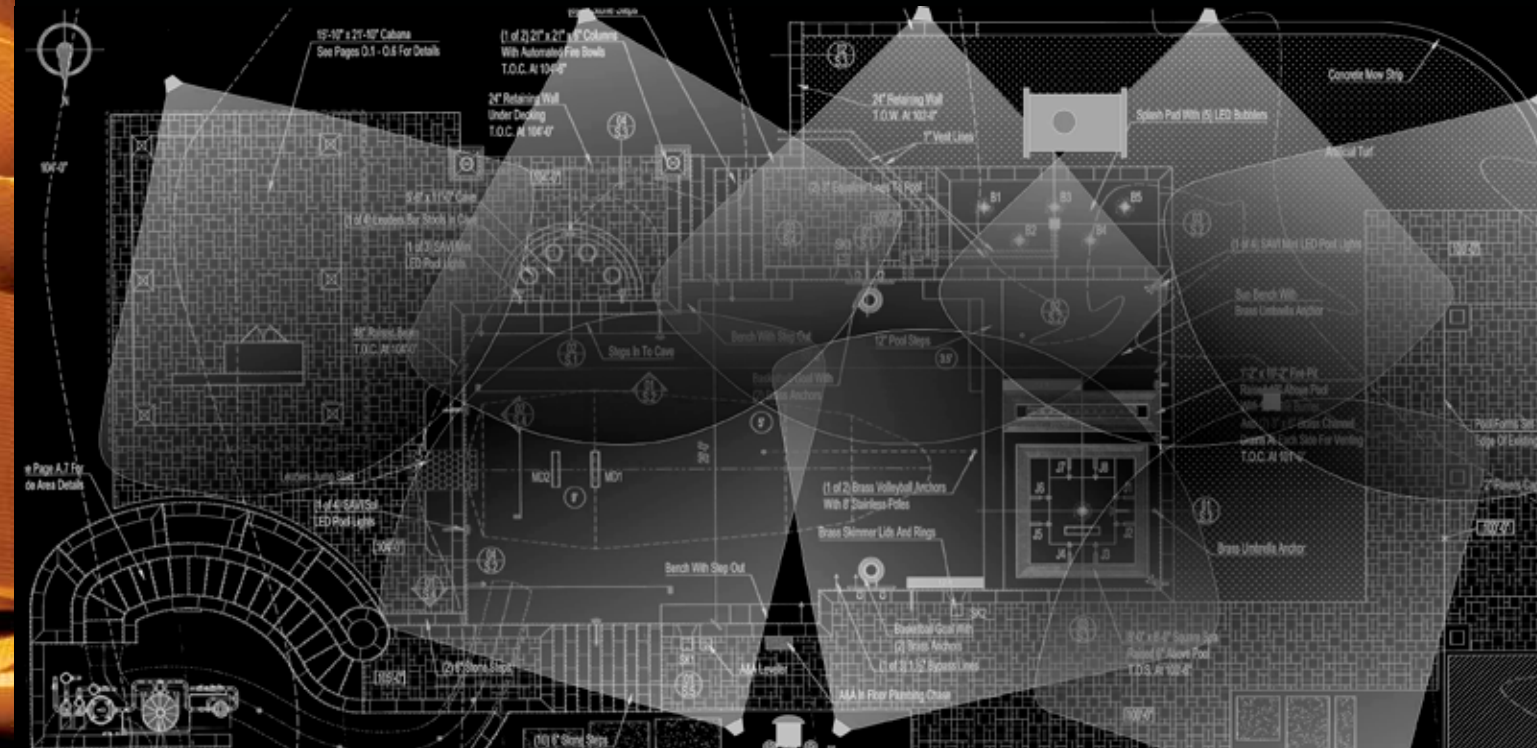
- Built-in 60-watt 70V/100V multi-tap transformer with 8-ohm bypass
- Very high sensitivity and power handling
- 6.5" IMG cone woofer and a 1" Titanium dome tweeter
- 90° x 90° Tractrix® Horn tweeter for clean, clear highs
- Paintable UV-resistant ABS enclosure with rustproof aluminum grille

SHIPPING QUANTITY:	Single
SHIPPING WEIGHT:	7.1 kg 15.6 lbs
PART NUMBER	097148000001 (Black) 097092000001 (White)
NOTES:	



KLIPSCH OFFERS FREE DESIGN SERVICES

You need to make the best impression, from the initial job quote through the completed installation. We can help you choose the best Klipsch speakers and components for the application and help design a system that thoroughly impresses. Send your plans, questions and concepts to us at: PROSYSTEMDESIGN@KLIPSCH.COM



WE NEVER, EVER STOP INNOVATING

For 70 years Klipsch Group has designed and engineered its products in-house with some of the most talented, skilled and passionate people in the industry - starting with our founder, Paul W. Klipsch, in a tin shed in Hope, Arkansas. Today, our advanced acoustic research and development continues at our state-of-the-art facility in Indianapolis, Indiana. The world-class Klipsch Design & Technology Center is home to some of the most brilliant minds in consumer electronics and some of the most legendary products the industry has ever heard. We continue to innovate, honoring the principals and ideals of PWK, reaching ever-farther towards that perfect sound.



DESIGNED WITH PRIDE IN INDIANAPOLIS

VISIT KLIPSCH.COM/CUSTOM

FOLLOW US




CI INTEGRATION PARTNERS



D-TOOLS.COM



PORTAL.IO



ADDRESS.AFMG.EU

KLIPSCHDEALER.COM

Same day shipping
Place orders and pay by credit card
Real-time inventory levels, order history and account info
Special deals
GO TO KLIPSCHDEALER.COM TO GET SIGNED UP

DEALER RESOURCES

Product Marketing Assets - klipsch.com/share
Product Launch Assets - klipsch.com/channel
Firmware - klipsch.com/firmware
Support - support@klipsch.com
Orders - orders@klipsch.com
Marketing - channel@klipsch.com

©2017 Klipsch Group, Inc. Klipsch, Keepers of the sound, Tractrix, Klipsch Gallery, Klipschorn, La Scala, Heresy, Groove and Stadium are trademarks of Klipsch Group, Inc., registered in the U.S. and other countries, a wholly owned subsidiary of voxix international corporation. The Bluetooth® word mark and logos are registered trademarks owned by Bluetooth Sig. Inc. and any use of such marks by Klipsch Group, Inc. is under license. The AptX™ software is copyright CSR PLC or its group companies. All rights reserved. The APTX™ mark is a trademark of CSR PLC or one of its companies and may be registered in one or more jurisdictions. The terms HDMI and HDMI High-Definition Multimedia Interface, and the HDMI logo are trademarks or registered trademarks of HDMI Licensing LLC in the United States and other countries. Dolby, Pro Logic, Dolby Atmos and the Double-D symbol are registered trademarks of Dolby Laboratories. For DTS patents, see [HTTP://PATENTS.DTS.COM](http://PATENTS.DTS.COM). Manufactured under license from DTS Licensing Limited. DTS, the symbol, & DTS and the symbol together are registered trademarks, and DTS Digital Surround is a trademark of DTS, Inc. © DTS, Inc. All rights reserved



Klipsch