

# PRODUCT BOOK

JANUARY 2022



*Sonus faber*

ARTISAN OF SOUND



TABLE OF CONTENTS : COLLECTIONS

REFERENCE COLLECTION	<b>4</b>	
HERITAGE COLLECTION	<b>30</b>	<b>20</b> HOMAGE TRADITION COLLECTION
SONETTO COLLECTION	<b>54</b>	<b>38</b> OLYMPICA NOVA COLLECTION
GRAVIS COLLECTION	<b>66</b>	<b>60</b> LUMINA COLLECTION

TABLE OF CONTENTS : PRODUCTS

	<b>4</b>	AIDA II
LILIUM	<b>8</b>	
IL CREMONESE EX3ME	<b>16</b>	<b>12</b> IL CREMONESE
SERAFINO TRADITION	<b>24</b>	<b>22</b> AMATI TRADITION
VOX TRADITION	<b>28</b>	<b>26</b> GUARNERI TRADITION
ELECTA AMATOR III	<b>34</b>	<b>32</b> MAXIMA AMATOR
OLYMPICA NOVA V	<b>40</b>	<b>36</b> MINIMA AMATOR II
OLYMPICA NOVA II	<b>44</b>	<b>42</b> OLYMPICA NOVA III
OLYMPICA NOVA CII	<b>48</b>	<b>46</b> OLYMPICA NOVA I
OLYMPICA NOVA WALL	<b>52</b>	<b>50</b> OLYMPICA NOVA CI
SONETTO II - I - CII - CI - W	<b>58</b>	<b>56</b> SONETTO VIII - V - III
LUMINA I - CI	<b>64</b>	<b>62</b> LUMINA V - III - II
GRAVIS III	<b>70</b>	<b>68</b> GRAVIS VI - V
	<b>72</b>	GRAVIS II - I

AIDA II





**SYSTEM :**

"3 and 2/3" way, Sound field Shaper technology, "Zero Vibration Transmission™" technology, para-periodic vented box "Stealth Ultraflex System™" and staggered low frequency floor standing loudspeaker system.

**FREQUENCY RESPONSE :**

18 Hz – 35.000 Hz, Stealth Ultraflex™ included

**SENSITIVITY :**

92 db SPL (2.83V/1 m)

**LOUDSPEAKERS :**

TW: H28 XTR-04 DAD™ Arrow Point, Ø 28 mm  
 MD: M18 XTR-04 Neodymium Magnet System, Ø 180 mm  
 W: 2 x W22XTR-12 Neodymium Magnet System, Ø 220 mm  
 SW: SW32XTR-08 Neodymium Magnet System, Ø 320 mm

**NOMINAL IMPEDANCE :**

4 ohm

**SUGGESTED AMPLIFIER**

**POWER OUTPUT :**  
 100W – 1KW, without clipping

**SOUND FIELD SHAPER :**

TW: 29XTR2 DAD Arrow Point, Ø 29 mm  
 MD: 2 x M8XTR, Ø 80 mm

**DIMENSIONS (HxWxD) :**

1725 x 482 x 780 mm  
 68 x 19 x 31 in

**CROSS-OVER :**

55Hz - 150Hz - 200Hz – 3000Hz

**WEIGHT (EA) :**


165 Kg - 363 lb




**FINISHES COMPOSITION**

(CUSTOM FINISHES AVAILABLE)


**RED HIGH GLOSS**




**WENGE HIGH GLOSS**



**BLACK LEATHER**



**BLACK LEATHER**



LILIUM





**SYSTEM :**  
3.5 way para-aperiodic vented box

**SENSITIVITY :**  
92 db SPL (2.83V/1 m)

**LOUDSPEAKERS :**  
TW: H28 XTR-04 DAD™ Arrow Point, Ø 28 mm  
MD: M18 XTR-04 Neodymium Magnet System, Ø 180 mm  
W: 3 x W18XTR-16, Ø 180 mm  
SW: SW26 XT-08, Ø 260 mm

**NOMINAL IMPEDANCE :**  
4 ohm

**SUGGESTED AMPLIFIER POWER OUTPUT :**  
100 – 800 W, without clipping

**CROSS-OVER :**  
55Hz - 150Hz - 200Hz – 3000Hz

**DIMENSIONS (HxWxD) :**  
1600 x 491 x 705 mm  
63 x 19,3 x 27,7 in

**FREQUENCY RESPONSE :**  
20 Hz – 35.000 Hz, Stealth reflex included


**WEIGHT (EA) :**  
103 Kg - 227 lb




**FINISHES COMPOSITION**

(CUSTOM FINISHES AVAILABLE)


**RED HIGH GLOSS**




**WALNUT HIGH GLOSS**




**WENGE HIGH GLOSS**




**BLACK LEATHER**



**BLACK LEATHER**



**BLACK LEATHER**



## IL CREMONESE





**SYSTEM :**  
3.5 way, full para-aperiodic vented box

**SENSITIVITY :**  
92 db SPL (2.83V/1 m)

**LOUDSPEAKERS :**  
TW: H28 XTR-04 DAD Arrow Point, Ø 28 mm  
MD: M18 XTR-04 Neodymium Magnet System, Ø 180 mm  
W: 2 x W18XTR-12, Ø 180 mm  
SW: 2 x W22XTR-16, Ø 220 mm

**NOMINAL IMPEDANCE :**  
4 ohm

**SUGGESTED AMPLIFIER POWER OUTPUT :**  
100 – 800 W, without clipping

**CROSS-OVER :**  
80Hz - 250Hz - 2500Hz

**DIMENSIONS (HxWxD) :**  
1449 x 398 x 621 mm  
57 x 15,6 x 24.5 in

**FREQUENCY RESPONSE :**  
35 Hz – 30.000 Hz, tuning port included


**WEIGHT (EA) :**  
84 Kg - 185 lb




**FINISHES COMPOSITION**

(CUSTOM FINISHES AVAILABLE)


**RED HIGH GLOSS**




**WALNUT HIGH GLOSS**




**WENGE HIGH GLOSS**




**BLACK LEATHER**



**BLACK LEATHER**



**BLACK LEATHER**





IL CREMONESE EX3ME





**SYSTEM :**  
3.5 ways, 6 speakers

**SENSITIVITY :**  
92 dBSPL

**SOUND EMISSION :**  
Direct

**NOMINAL IMPEDANCE :**  
4 ohm

**LOUDSPEAKERS :**  
TW: 30 mm Diamond Like Carbon  
Beryllium dome diaphragm  
MD: 150 mm composite cone, Nd magnet  
W: 2x180 mm composite cone, Fe magnet  
SW: 2x220 mm Nanocarbon Fiber/Nomex  
Honeycomb. Long Throw Subwoofer

**SUGGESTED AMPLIFIER  
POWER OUTPUT :**  
100 W – 800 W, without clipping

**DIMENSIONS (HxWxD) :**  
1449 x 398 x 621 mm  
57 x 15,6 x 24,5 in

**CROSS-OVER :**  
250 Hz and 2,500 Hz

**WEIGHT (EA) :**  
84 Kg - 185 lb

**FREQUENCY RESPONSE :**  
25 Hz – 35,000 Hz




**FINISHES COMPOSITION**

(CUSTOM FINISHES AVAILABLE)

**RED VIOLIN HIGH GLOSS**



**BLACK LEATHER**



HOMAGE TRADITION



# AMATI TRADITION



**SYSTEM :**  
3.5 way, full para-aperiodic vented box  
"Stealth Ultraflex" system and "Zero  
Vibration Transmission" technology

**NOMINAL IMPEDANCE :**  
4 ohm

**LOUDSPEAKERS :**  
TW : H28 XTR-04 DAD™, Ø 28 mm  
MD : M15 XTR-04 Neodymium Magnet  
W : 2 x W22XTR-08, Ø 220 mm

**SUGGESTED AMPLIFIER  
POWER OUTPUT :**  
100W – 500W, without clipping

**CROSS-OVER :**  
80Hz - 250Hz – 2.500Hz

**DIMENSIONS (HxWxD) :**  
1176 x 411 x 512 mm  
46,3 x 16,2 x 20,1 in

**FREQUENCY RESPONSE :**  
28 Hz – 35.000 Hz, Stealth reflex included

**WEIGHT (EA) :**  
61 Kg ea - 134,5 lb ea

**SENSITIVITY :**  
90 db SPL (2.83V/1 m)




## FINISHES COMPOSITION

(CUSTOM FINISHES AVAILABLE)


RED HIGH GLOSS




WENGE HIGH GLOSS



BLACK LEATHER



BROWN LEATHER



ALUMINUM - TITANIUM FINISH



ALUMINUM - BLACK SATIN FINISH



# SERAFINO TRADITION

**SYSTEM :**  
3.5 way, full para-aperiodic vented box  
"Stealth Ultraflex" system and "Zero  
Vibration Transmission" technology

**NOMINAL IMPEDANCE :**  
4 ohm

**LOUDSPEAKERS :**  
TW : H28 XTR-04 DAD™, Ø 28 mm  
MD : M15 XTR-04 Neodymium Magnet  
System, Ø 150 mm  
W : 2 x W18XTR-08, Ø 180 mm

**SUGGESTED AMPLIFIER  
POWER OUTPUT :**  
80W – 350W, without clipping

**CROSS-OVER :**  
80Hz - 250Hz - 2.500Hz

**DIMENSIONS (HxWxD) :**  
1091 x 396 x 485 mm  
43 x 15,6 x 19 in

**FREQUENCY RESPONSE :**  
30 Hz – 35.000 Hz, Stealth reflex included

**WEIGHT (EA) :**  
52 Kg ea - 115 lb


**SENSITIVITY :**  
90 db SPL (2.83V/1 m)




## FINISHES COMPOSITION

(CUSTOM FINISHES AVAILABLE)


RED HIGH GLOSS




WENGE HIGH GLOSS



BLACK LEATHER



BROWN LEATHER



ALUMINUM - TITANIUM FINISH



ALUMINUM - BLACK SATIN FINISH



# GUARNERI TRADITION



**SYSTEM :**  
2 way, full para-aperiodic vented box  
"Stealth Ultraflex System" and "Zero  
Vibration Transmission" technology

**NOMINAL IMPEDANCE :**  
4 ohm

**LOUDSPEAKERS :**  
TW : H28 XTR-04 DAD™, Ø 28 mm  
MW : W15 XTR-04 Neodymium Magnet

**SUGGESTED AMPLIFIER  
POWER OUTPUT :**  
30W – 250W, without clipping

**CROSS-OVER :**  
2.500Hz

**DIMENSIONS (HxWxD)**  
**DEDICATED STAND INCLUDED :**  
758 x 300 x 390 mm  
29,8 x 11,8 x 15,3 in

**FREQUENCY RESPONSE :**  
40 Hz – 35.000 Hz, Stealth reflex included

**WEIGHT (EA)**  
**DEDICATED STAND INCLUDED :**  
29 Kg ea - 64 lb


**SENSITIVITY :**  
87 db SPL (2.83V/1 m)




**FINISHES COMPOSITION**

(CUSTOM FINISHES AVAILABLE)


**RED HIGH GLOSS**




**WENGE HIGH GLOSS**



**BLACK LEATHER**



**BROWN LEATHER**



**ALUMINUM - TITANIUM FINISH**



**ALUMINUM - BLACK SATIN FINISH**



# VOX TRADITION



**SYSTEM :**  
3 way, full para-aperiodic vented box  
"Stealth Ultraflex System" technology

**NOMINAL IMPEDANCE :**  
4 ohm

**LOUDSPEAKERS :**  
TW : H28 XTR3-04 DAD™, Ø 28 mm  
MD : M15 XTR-08  
Neodymium Magnet System, Ø 150 mm  
W : 2 x W18XTR-08, Ø 180 mm

**SUGGESTED AMPLIFIER  
POWER OUTPUT :**  
50W – 350W, without clipping

**CROSS-OVER :**  
250 Hz - 2500Hz

**DIMENSIONS (HxWxD) :**  
315 x 836 x 385 mm  
12,4 x 32,9 x15 in

**FREQUENCY RESPONSE :**  
40 Hz – 35.000 Hz, Stealth reflex included

**WEIGHT (EA) :**  
35 Kg - 77 lb

**SENSITIVITY :**  
89 db SPL (2.83V/1 m)




**FINISHES COMPOSITION**

(CUSTOM FINISHES AVAILABLE)


**RED HIGH GLOSS**




**WENGE HIGH GLOSS**



**BLACK LEATHER**



**BROWN LEATHER**



**ALUMINUM - TITANIUM FINISH**



**ALUMINUM - BLACK SATIN FINISH**



HERITAGE





# MAXIMA AMATOR



**SYSTEM :**  
2-way floorstanding Loudspeaker system

**NOMINAL IMPEDANCE :**  
4 ohm

**LOUDSPEAKERS :**  
TW : H28 XTR-04 DAD™, Ø 28 mm  
MW : MW18XTR-04, Ø 180 mm

**SUGGESTED AMPLIFIER  
POWER OUTPUT :**  
25W - 125W, without clipping

**CROSS-OVER :**  
2100Hz

**DIMENSIONS (HxWxD) :**  
1120 x 300 x 350 mm  
44,1 x 11,8 x 13,8 in

**FREQUENCY RESPONSE :**  
35 Hz - 35.000 Hz

**WEIGHT (EA) :**  
38 Kg - 83,7 lb

**SENSITIVITY :**  
88 dB SPL (2,83V/1 m)




## FINISHES COMPOSITION

### SOLID WALNUT SEMI GLOSS



### BLACK LEATHER



### PORT SAINT LAURENT MARBLE



### BRASS



## ELECTA AMATOR III



**SYSTEM :**  
2-way bookshelf/standmount vented  
loudspeaker system

**SUGGESTED AMPLIFIER  
POWER OUTPUT :**  
35W - 125W, without clipping

**LOUDSPEAKERS :**  
TW : H28 XTR-04 DAD™, Ø 28 mm  
MW : MW18XTR-04, Ø 180 mm

**DIMENSIONS (HxWxD) :**  
375 x 235 x 360 mm  
148 x 93 x 142 in

**CROSS-OVER :**  
2500Hz

**WEIGHT (EA) :**  
14,6 Kg - 32,2 lb

**FREQUENCY RESPONSE :**  
40 Hz - 35.000 Hz

**OPTIONAL STAND  
DIMENSIONS (HxWxD) :**  
720 x 300 x 350 mm  
284 x 118 x 138 in

**SENSITIVITY :**  
88 dB SPL (2,83V/1 m)


**OPTIONAL STAND  
WEIGHT (EA) :**  
11,2 Kg - 24,7 lb

**NOMINAL IMPEDANCE :**  
4 ohm




### FINISHES COMPOSITION

#### SOLID WALNUT SEMI GLOSS



#### BLACK LEATHER



#### CARRARA MARBLE



#### BRASS



## MINIMA AMATOR II



**SYSTEM :**  
2-way bookshelf/standmount vented  
loudspeaker system

**SUGGESTED AMPLIFIER  
POWER OUTPUT :**  
35W - 100W, without clipping

**LOUDSPEAKERS :**  
TW : H28 XTR2-04 DAD™ Ø 28 mm  
MW : MW15 XT-04 Ø 150 mm

**DIMENSIONS (HxWxD) :**  
325 x 200 x 274,5 mm  
12,8 x 7,8 x 10,8 in

**CROSS-OVER :**  
2500Hz

**WEIGHT (EA) :**  
7,1 Kg ea - 15,7 lb

**FREQUENCY RESPONSE :**  
50 Hz - 35.000 Hz

**OPTIONAL STAND  
DIMENSIONS (HxWxD) :**  
720 x 300 x 350 mm  
284 x 118 x 138 in

**SENSITIVITY :**  
87 dB SPL


**OPTIONAL STAND  
WEIGHT (EA) :**  
11,2 Kg - 24,7 lb

**NOMINAL IMPEDANCE :**  
4 ohm




### FINISHES COMPOSITION

#### SOLID WALNUT SEMI GLOSS



#### BLACK LEATHER



#### BRASS



OLYMPICA NOVA



# OLYMPICA NOVA V



**SYSTEM :**  
3 way, full para-aperiodic vented box  
"Stealth Ultraflex".

**NOMINAL IMPEDANCE :**  
4 ohm.

**LOUDSPEAKERS :**  
TW : H28 XTR3 DAD™ Ø 28 mm  
MD : M15 XTR2-04 Ø 150 mm  
W : W18XTR2-12 Ø 180 mm

**SUGGESTED AMPLIFIER  
POWER OUTPUT :**  
60W – 400W, without clipping.

**CROSS-OVER :**  
250 Hz - 2500Hz

**DIMENSIONS (HxWxD) :**  
1174.5 x 424 x 529.8 mm  
46.3 x 16.7 x 20.8 in

**FREQUENCY RESPONSE :**  
32 Hz – 35.000 Hz, Stealth reflex included.


**WEIGHT (EA) :**  
44 kg - 97 lb

**SENSITIVITY :**  
90 db SPL (2.83V/1 m).




## FINISHES COMPOSITION

WALNUT SEMI GLOSS




WENGE SEMI GLOSS




PIANO BLACK HIGH GLOSS




BLACK LEATHER



BLACK LEATHER



BLACK LEATHER



ALUMINUM - TITANIUM FINISH



ALUMINUM - TITANIUM FINISH



ALUMINUM - TITANIUM FINISH



# OLYMPICA NOVA III

**SYSTEM :**  
3 way, full para-aperiodic vented box  
"Stealth Ultraflex".

**NOMINAL IMPEDANCE :**  
4 ohm.

**LOUDSPEAKERS :**  
TW : H28 XTR3 DAD™ Ø 28 mm  
MD : M15 XTR2-04 Ø150 mm  
W : W18XTR2-08 Ø 180 mm

**SUGGESTED AMPLIFIER  
POWER OUTPUT :**  
50W – 300W, without clipping.

**CROSS-OVER :**  
250 Hz - 2500Hz.

**DIMENSIONS (HxWxD) :**  
1104.5 x 376 x 459.8 mm  
43.5 x 14.8 x 18.1 in

**FREQUENCY RESPONSE :**  
35 Hz – 35.000 Hz, Stealth reflex included.


**WEIGHT (EA) :**  
35 kg - 77,1 lb

**SENSITIVITY :**  
90 db SPL (2.83V/1 m).



## FINISHES COMPOSITION

WALNUT SEMI GLOSS




WENGE SEMI GLOSS




PIANO BLACK HIGH GLOSS




BLACK LEATHER



BLACK LEATHER



BLACK LEATHER



ALUMINUM - TITANIUM FINISH



ALUMINUM - TITANIUM FINISH



ALUMINUM - TITANIUM FINISH



# OLYMPICA NOVA II



**SYSTEM :**  
3 way, full para-aperiodic vented box  
"Stealth Ultraflex".

**NOMINAL IMPEDANCE :**  
4 ohm.

**LOUDSPEAKERS :**  
TW : H28 XTR3 DAD™ Ø 28 mm  
MD : M15 XTR2-04 Ø150 mm  
W : W18XTR2-04 Ø 180 mm

**SUGGESTED AMPLIFIER  
POWER OUTPUT :**  
50W – 250W, without clipping.

**CROSS-OVER :**  
250 Hz - 2500Hz.

**DIMENSIONS (HxWxD) :**  
1036,5 x 359,7 x 422,5 mm  
40,8 x 14,2 x 16,6 in

**FREQUENCY RESPONSE :**  
40 Hz – 35.000 Hz, Stealth reflex included.


**WEIGHT (EA) :**  
30,7 kg - 67,6 lb

**SENSITIVITY :**  
88 db SPL (2.83V/1 m).



## FINISHES COMPOSITION

WALNUT SEMI GLOSS




WENGE SEMI GLOSS




PIANO BLACK HIGH GLOSS




BLACK LEATHER



BLACK LEATHER



BLACK LEATHER



ALUMINUM - TITANIUM FINISH



ALUMINUM - TITANIUM FINISH



ALUMINUM - TITANIUM FINISH



# OLYMPICA NOVA I



**SYSTEM :**  
2 way, full para-aperiodic vented box  
"Stealth Ultraflex"

**SUGGESTED AMPLIFIER  
POWER OUTPUT :**  
35W – 250W, without clipping.

**LOUDSPEAKERS :**  
TW : H28 XTR3 DAD™ Ø 28 mm  
MW : MW15 XTR2-04 Ø150 mm

**DIMENSIONS (HxWxD) :**  
355 x 199,5 x 395 mm  
14 x 7.8 x 15.5 in

**CROSS-OVER :**  
2500Hz.

**WEIGHT (EA) :**  
10,5 kg - 23,1 lb

**FREQUENCY RESPONSE :**  
45 Hz – 35.000 Hz, Stealth reflex included.

**OPTIONAL STAND  
DIMENSIONS (HxWxD) :**  
723 x 82,5 x 395 mm  
28.4 x 3.3 x 15.5 in

**SENSITIVITY :**  
87 db SPL (2.83V/1 m).


**OPTIONAL STAND  
WEIGHT (EA) :**  
6,6 kg - 14,5 lb

**NOMINAL IMPEDANCE :**  
4 ohm.



## FINISHES COMPOSITION

WALNUT SEMI GLOSS




WENGE SEMI GLOSS




PIANO BLACK HIGH GLOSS




BLACK LEATHER



BLACK LEATHER



BLACK LEATHER



ALUMINUM - TITANIUM FINISH



ALUMINUM - TITANIUM FINISH



ALUMINUM - TITANIUM FINISH





# OLYMPICA NOVA CII



**SYSTEM :**  
3 way, full para-aperiodic vented box  
"Stealth Ultraflex".

**SUGGESTED AMPLIFIER  
POWER OUTPUT :**  
50W – 300W, without clipping.

**LOUDSPEAKERS :**  
TW : H28 XTR3 DAD™ Ø 28 mm  
MD : M15 XTR2-08 Ø150 mm  
W : W18XTR2-08 Ø 180

**DIMENSIONS (HxWxD) :**  
278.1 x 866 x 459.7 mm  
11 x 34 x 18 in

**CROSS-OVER :**  
250 Hz - 1550Hz

**WEIGHT (EA) :**  
29 kg - 63,9 in

**FREQUENCY RESPONSE :**  
35 Hz – 35.000 Hz, Stealth reflex included.

**OPTIONAL STAND  
DIMENSIONS (HxWxD) :**  
374 x 530 x 467 mm  
14.7 x 20.8 x 18.38 in

**SENSITIVITY :**  
90 db SPL (2.83V/1 m).


**OPTIONAL STAND  
WEIGHT (EA) :**  
8 kg - 17,6 lb

**NOMINAL IMPEDANCE :**  
4 ohm.




## FINISHES COMPOSITION

WALNUT SEMI GLOSS




WENGE SEMI GLOSS




PIANO BLACK HIGH GLOSS




BLACK LEATHER



BLACK LEATHER



BLACK LEATHER



ALUMINUM - TITANIUM FINISH



ALUMINUM - TITANIUM FINISH



ALUMINUM - TITANIUM FINISH



# OLYMPICA NOVA CI



**SYSTEM :**  
2 way, full para-aperiodic vented box  
"Stealth Ultraflex"

**SUGGESTED AMPLIFIER  
POWER OUTPUT :**  
35W – 250W, without clipping.

**LOUDSPEAKERS :**  
TW : H28 XTR3 DAD™ Ø 28 mm  
MW : MW15 XTR2-08 Ø150 mm

**DIMENSIONS (HxWxD) :**  
241.6 x 616 x 397.8 mm  
9.5 x 24.2 x 15.6 in

**CROSS-OVER :**  
1550Hz.

**WEIGHT (EA) :**  
18 kg - 39,6 lb

**FREQUENCY RESPONSE :**  
45 Hz – 35.000 Hz, Stealth reflex included.

**OPTIONAL STAND  
DIMENSIONS (HxWxD) :**  
374 x 530 x 467 mm  
14.7 x 20.8 x 18.38 in

**SENSITIVITY :**  
90 db SPL (2.83V/1 m).


**OPTIONAL STAND  
WEIGHT (EA) :**  
8 kg - 17,6 lb

**NOMINAL IMPEDANCE :**  
4 ohm.




## FINISHES COMPOSITION

WALNUT SEMI GLOSS




WENGE SEMI GLOSS




PIANO BLACK HIGH GLOSS




BLACK LEATHER



BLACK LEATHER



BLACK LEATHER



ALUMINUM - TITANIUM FINISH




ALUMINUM - TITANIUM FINISH



ALUMINUM - TITANIUM FINISH



# OLYMPICA NOVA WALL



**SYSTEM :**  
2 way, passive radiator.

**NOMINAL IMPEDANCE :**  
4 ohm.

**LOUDSPEAKERS :**  
TW : H28 XTR3 DAD™ Ø 28 mm  
MW : MW15 XTR2-04 Ø150 mm

**SUGGESTED AMPLIFIER  
POWER OUTPUT :**  
35W – 250W, without clipping.

**CROSS-OVER :**  
2500Hz.

**DIMENSIONS (HxWxD) :**  
562 x 309.3 x 234.5 mm  
22.1 x 12.1 x 10.9 in

**FREQUENCY RESPONSE :**  
50 Hz – 35.000 Hz, Stealth reflex included.


**WEIGHT (EA) :**  
9 kg - 19,8 lb

**SENSITIVITY :**  
87 db SPL (2.83V/1 m).




## FINISHES COMPOSITION

WALNUT SEMI GLOSS




WENGE SEMI GLOSS




PIANO BLACK HIGH GLOSS




BLACK LEATHER



BLACK LEATHER



BLACK LEATHER



ALUMINUM - TITANIUM FINISH



ALUMINUM - TITANIUM FINISH



ALUMINUM - TITANIUM FINISH




SONETTO






FINISHES COMPOSITION


WENGE OPEN PORE



WHITE MATTE




WALNUT OPEN PORE



PIANO BLACK HIGH GLOSS



BLACK LEATHER



SONETTO VIII



**SYSTEM :**  
3-way floorstanding loudspeaker system.  
Vented box design.

**LOUDSPEAKERS :**  
TW :High Definition DAD™ driver. DKM dome diaphragm, Neo Magnet system. Ø 29mm  
MD : Ultra-free compression basket, Custom diaphragm made with cellulose pulp and other natural fibers, Ø 150mm  
W : Ultra-free compression basket, aluminum cone for maximum speed. Ø 3x180mm cone drivers.

**CROSS-OVER :**  
270Hz - 3.000Hz

**FREQUENCY RESPONSE :**  
36 Hz – 25.000 Hz

**SENSITIVITY :**  
90 dB SPL (2.83 V/1m)

**NOMINAL IMPEDANCE :**  
4 ohm.

**SUGGESTED AMPLIFIER POWER OUTPUT :**  
50W – 300W, without clipping

**DIMENSIONS (HxWxD) :**  
1188 x 283 x 427 mm  
47 x 11 x 17 in

**WEIGHT (EA) :**  
26,3 Kg - 57,9 lb

SONETTO V



**SYSTEM :**  
3-way floorstanding loudspeaker system.  
Vented box design.

**LOUDSPEAKERS :**  
TW :High Definition DAD™ driver. DKM dome diaphragm, Ø 29mm  
MD : Ultra-free compression basket, Custom diaphragm made with cellulose pulp and other natural fibers, Ø 150mm  
W : Ultra-free compression basket, aluminum cone for maximum speed. Ø 2x180mm cone drivers.

**CROSS-OVER :**  
235Hz - 3.000Hz

**FREQUENCY RESPONSE :**  
38 Hz – 25.000 Hz

**SENSITIVITY :**  
90 dB SPL (2.83 V/1m)

**NOMINAL IMPEDANCE :**  
4 ohm.

**SUGGESTED AMPLIFIER POWER OUTPUT :**  
50W – 300W, without clipping

**DIMENSIONS (HxWxD) :**  
1072 x 258 x 409 mm  
42 x 10 x 16 in

**WEIGHT (EA) :**  
22,6 Kg - 49,8 lb

SONETTO III



**SYSTEM :**  
3-way floorstanding loudspeaker system.  
Vented box design.

**LOUDSPEAKERS :**  
TW :High Definition DAD™ driver. DKM dome diaphragm, Ø 29mm  
MD : Ultra-free compression basket. Custom diaphragm made with cellulose pulp and other natural fibers, Ø 150mm  
W : Ultra-free compression basket, aluminum cone for maximum speed. Ø 2x150mm cone drivers.

**CROSS-OVER :**  
220Hz - 3.250Hz

**FREQUENCY RESPONSE :**  
42 Hz – 25.000 Hz

**SENSITIVITY :**  
89 dB SPL (2.83 V/1m)

**NOMINAL IMPEDANCE :**  
4 ohm.

**SUGGESTED AMPLIFIER POWER OUTPUT :**  
50W – 250W, without clipping

**DIMENSIONS (HxWxD) :**  
1018 x 219 x 305 mm  
40 x 9 x 12 in

**WEIGHT (EA) :**  
16 Kg - 35,2 lb

SONETTO II



**SYSTEM :**  
2-way shelf loudspeaker system. Vented box design.

**LOUDSPEAKERS :**  
TW : High Definition DAD™ driver. DKM dome diaphragm, Ø 29mm  
MW : Ultra-free compression basket, Custom diaphragm made with cellulose pulp and other natural fibers, Ø 165mm

**CROSS-OVER :**  
2650Hz

**FREQUENCY RESPONSE :**  
42 Hz – 25.000 Hz

**SENSITIVITY :**  
87 dB SPL (2.83 V/1m)

**NOMINAL IMPEDANCE :**  
4 ohm.

**SUGGESTED AMPLIFIER POWER OUTPUT :**  
40W – 200W, without clipping

**DIMENSIONS (HxWxD) :**  
370 x 250 x 334 mm  
15 x 10 x 13 in

**WEIGHT STAND NOT INCLUDED :**  
6,8 kg - 14,9 lb ea

**OPTIONAL STAND DIMENSION (HXWXD) :**  
386 x 315 x 686 mm  
12.4 x 15.2 x 27 in

**OPTIONAL STAND WEIGHT (EA) :**  
4,7 kg - 10,3 lb

SONETTO I



**SYSTEM :**  
2-way shelf loudspeaker system. Vented box design.

**LOUDSPEAKERS :**  
TW : High Definition DAD™ driver. DKM dome diaphragm, Ø 29mm  
MW : Ultra-free compression basket, Custom diaphragm made with cellulose pulp and other natural fibers, Ø 150mm

**CROSS-OVER :**  
2.500Hz

**FREQUENCY RESPONSE :**  
45 Hz – 25.000 Hz

**SENSITIVITY :**  
87 dB SPL (2.83 V/1m)

**NOMINAL IMPEDANCE :**  
4 ohm.

**SUGGESTED AMPLIFIER POWER OUTPUT :**  
30W – 150W, without clipping

**DIMENSIONS (HxWxD) :**  
359 x 219 x 305 mm  
14 x 9 x 12 in

**WEIGHT (EA) :**  
5,5 kg - 12,1 lb

**OPTIONAL STAND DIMENSION (HXWXD) :**  
386 x 315 x 686 mm  
12.4 x 15.2 x 27 in

**OPTIONAL STAND WEIGHT (EA) :**  
4,7 kg - 10,3 lb

SONETTO CII



**SYSTEM :**  
2-way shelf loudspeaker system. Vented box design.

**LOUDSPEAKERS :**  
TW : High Definition DAD™ driver. DKM dome diaphragm, Neo Magnet system. Ø 29mm  
MD : Ultra-free compression basket. Custom diaphragm made with cellulose pulp and other natural fibers, Ø 2 x 150mm  
W : Ultra-free compression basket. Custom diaphragm made with cellulose pulp and other natural fibers, Ø 2 x 150 mm

**CROSS-OVER :**  
220Hz - 1.650Hz

**FREQUENCY RESPONSE :**  
42 Hz – 25.000 Hz

**SENSITIVITY :**  
91 dB SPL (2.83 V/1m)

**NOMINAL IMPEDANCE :**  
4 ohm.

**SUGGESTED AMPLIFIER POWER OUTPUT :**  
50W – 300W, without clipping

**DIMENSIONS (HxWxD) :**  
289 x 743 x 409 mm  
12 x 30 x 16 in

**WEIGHT (EA) :**  
16,2 Kg - 35,7 lb

SONETTO CI



**SYSTEM :**  
2-way shelf loudspeaker system. Vented box design.

**LOUDSPEAKERS :**  
TW : High Definition DAD™ driver. DKM dome diaphragm, Neo Magnet system. Ø 29mm  
MW : Ultra-free compression basket. Custom diaphragm made with cellulose pulp and other natural fibers, Ø 2 x 150mm cone drivers.

**CROSS-OVER :**  
1.550Hz

**FREQUENCY RESPONSE :**  
60 Hz – 25.000 Hz

**SENSITIVITY :**  
90 dB SPL (2.83 V/1m)

**NOMINAL IMPEDANCE :**  
4 ohm.

**SUGGESTED AMPLIFIER POWER OUTPUT :**  
50W – 200W, without clipping

**DIMENSIONS (HxWxD) :**  
242 x 495 x 303 mm  
10 x 20 x 12 in

**WEIGHT (EA) :**  
6,5 Kg - 14,3 lb

SONETTO W



**SYSTEM :**  
2-way shelf loudspeaker system. Vented box design.

**LOUDSPEAKERS :**  
TW : High Definition DAD™ driver. DKM dome diaphragm, Neo Magnet system. Ø 29mm  
MW : Ultra-free compression basket. Custom diaphragm made with cellulose pulp and other natural fibers, Ø 150mm cone passive radiator.

**CROSS-OVER :**  
3.800Hz

**FREQUENCY RESPONSE :**  
60 Hz – 25.000 Hz


**SENSITIVITY :**  
89 dB SPL (2.83 V/1m)

**NOMINAL IMPEDANCE :**  
4 ohm.

**SUGGESTED AMPLIFIER POWER OUTPUT :**  
30W – 150W, without clipping

**DIMENSIONS (HxWxD) :**  
500 x 291 x 163 mm  
20 x 12 x 7 in

**WEIGHT (EA) :**  
4,8 Kg - 10,5 lb




LUMINA






FINISHES COMPOSITION

WALNUT SEMI GLOSS




WENGE SEMI GLOSS



PIANO BLACK HIGH GLOSS



BLACK LEATHER



LUMINA V



**SYSTEM :**  
3-way floorstanding loudspeaker system.  
Vented box design.

**LOUDSPEAKERS :**  
TW : 29mm high definition  
DAD™ driver. Visco-elastically baffle  
decoupling. Sonus faber design.  
MD: 150mm cone driver.  
W: 2x165mm cone drivers. Sandwich  
diaphragm structure.

**CROSS-OVER :**  
260 and 2600 Hz.

**FREQUENCY RESPONSE :**  
38 Hz – 24.000 Hz

**SENSITIVITY :**  
90dB SPL (2.83V/1m)

**NOMINAL IMPEDANCE :**  
4 ohm.

**SUGGESTED AMPLIFIER  
POWER OUTPUT :**  
50W - 300W undistorted signal

**DIMENSIONS (HxWxD) :**  
1049 x 280 x 372,6 mm  
4,13 x 11 x 14,7 in

**WEIGHT (EA) :**  
22,5 Kg - 49,6 lb

LUMINA III



**SYSTEM :**  
3-way floorstanding loudspeaker system.  
Vented box design.

**LOUDSPEAKERS :**  
TW : 29mm high definition  
DAD™ driver. Visco-elastically baffle  
decoupling. Sonus faber design.  
MD: 150mm cone driver.  
W: 2x150mm cone drivers.

**CROSS-OVER :**  
350 and 3500 Hz.

**FREQUENCY RESPONSE :**  
40 Hz – 24.000 Hz

**SENSITIVITY :**  
84dB SPL (2.83V/1m)

**NOMINAL IMPEDANCE :**  
4 ohm.

**SUGGESTED AMPLIFIER  
POWER OUTPUT :**  
50W - 250W undistorted signal

**DIMENSIONS (HxWxD) :**  
989 x 228 x 277,7 mm  
8,9 x 9 x 10,9 in

**WEIGHT (EA) :**  
15,9 Kg - 35,1 lb

LUMINA II



**SYSTEM :**  
2-way shelf loudspeaker system. Vented  
box design.

**LOUDSPEAKERS :**  
TW : 29mm high definition  
DAD™ driver. Visco-elastically baffle  
decoupling. Sonus faber design.  
MW: 150mm cone driver.

**CROSS-OVER :**  
1800 Hz.

**FREQUENCY RESPONSE :**  
55 Hz -24.000 Hz

**SENSITIVITY :**  
86dB SPL (2.83V/1m)

**NOMINAL IMPEDANCE :**  
4 ohm.

**SUGGESTED AMPLIFIER  
POWER OUTPUT :**  
30W - 150W undistorted signal

**DIMENSIONS (HxWxD) :**  
304 x 180 x 263 mm  
12 x 7,1 x 10,3 in

**WEIGHT (EA) :**  
5,8 Kg – 12,8 lb





LUMINA I

LUMINA CI



**SYSTEM :**  
2-way shelf loudspeaker system. Vented box design.

**SYSTEM :**  
2-way horizontal loudspeaker system. Vented box design.

**LOUDSPEAKERS :**  
TW : 29mm high definition DAD™ driver. Visco-elastically baffle decoupling. Sonus faber design.  
MW: 120mm cone driver.

**LOUDSPEAKERS :**  
TW: 29mm high definition DAD™ driver. Visco-elastically baffle decoupling. Sonus faber design.  
MW: 2 x 120mm cone drivers

**CROSS-OVER :**  
2000 Hz.

**CROSS-OVER :**  
2000 Hz.

**FREQUENCY RESPONSE :**  
65 Hz -24.000 Hz

**FREQUENCY RESPONSE :**  
65 Hz -24.000 Hz

**SENSITIVITY :**  
84dB SPL (2.83V/1m)

**SENSITIVITY :**  
87dB SPL (2.83V/1m)

**NOMINAL IMPEDANCE :**  
4 ohm.

**NOMINAL IMPEDANCE :**  
4 ohm.

**SUGGESTED AMPLIFIER POWER OUTPUT :**  
30W - 100W undistorted signal

**SUGGESTED AMPLIFIER POWER OUTPUT :**  
30W - 100W undistorted signal

**DIMENSIONS (HxWxD) :**  
280 x 148 x 213 mm  
11 x 5.8 x 8.4 in


**DIMENSIONS (HxWxD) :**  
168,6 x 523,6 x 212,7 mm  
6,6 x 20,6 x 8,4 in

**WEIGHT (EA) :**  
4.4 Kg - 9.7 lb


**WEIGHT (EA) :**  
7.6 Kg - 16.8 lb

FINISHES COMPOSITION

WALNUT SEMI GLOSS





WENGE SEMI GLOSS



PIANO BLACK HIGH GLOSS



BLACK LEATHER



GRAVIS





GRAVIS VI



GRAVIS V



**SYSTEM :**  
Closed box loading, two-driver, active subwoofer

**LOUDSPEAKERS :**  
2 x 320mm (12") double coil 4+4ohm, very long throw, sandwich honeycomb cone, wide rubber surround woofer

**POWER AMPLIFICATION**  
High performance, class AB amplifier 1.800 W

**FREQUENCY RESPONSE :**  
18 Hz (@ - 6dB, acoustic Linkwitz 4th order roll-on, EQ1 setting) to Fc (user continuously adjustable)

**VOLTAGE MAINS INPUT**  
Selectable, 120Vac - 60Hz or 230 Vac - 50 Hz

**FUSE :**  
T12A H 250V (for 230 Vac - 60Hz) T6.3A H 250V (for 110 Vac - 50Hz)

**CONTROLS :**  
Direct access Master volume; App control featuring: volume, continuously adjustable crossover frequency (40 to 150Hz), filtering slope 24dB/oct; continuously adjustable signal phase; parametric EQ (4 presets available), Delay (1 to 20 ms); auto eq; auto power on/off switch

**AUDIO SIGNAL INPUTS :**  
2x Line level, left and right/LFE RCA phono plugs (unbalanced)  
2x Line Level, left and right/LFE XLR plugs (balanced)  
1x High level, Neutrik 4-pole Speakon®

**POWER CONSUMPTION :**  
0.5 W (Stand-by) - 1800W (Peak)

**DIMENSIONS (HxWxD) :**  
616 x 448,5 x 585,5 mm  
24 x 17,6 x 23 in

**WEIGHT (EA) :**  
52 Kg - 114,64 lb

**SYSTEM :**  
Closed box loading, single driver, active subwoofer

**LOUDSPEAKERS :**  
1 x 320mm (12") double coil 4+4ohm, very long throw, sandwich honeycomb cone, wide rubber surround

**POWER AMPLIFICATION**  
High performance, class AB amplifier 850 W

**FREQUENCY RESPONSE :**  
20 Hz (@ - 6dB, acoustic Linkwitz 4th order roll-on, EQ1 setting) to Fc (user continuously adjustable)

**VOLTAGE MAINS INPUT**  
Selectable, 120Vac - 60Hz or 230 Vac - 50 Hz

**FUSE :**  
T12A H 250V (for 230 Vac - 50Hz) T6.3A H 250V (for 110 Vac - 60Hz)

**CONTROLS :**  
Direct access Master volume; App control featuring: volume, continuously adjustable crossover frequency (40 to 150Hz), filtering slope 24dB/oct; continuously adjustable signal phase; parametric EQ (4 presets available), Delay (1 to 20 ms); auto eq; auto power on/off switch

**AUDIO SIGNAL INPUTS :**  
2x Line level, left and right RCA phono plugs (unbalanced)  
2x Line Level, left and right XLR plugs (balanced)  
1x High level, Neutrik 4-pole Speakon®

**POWER CONSUMPTION :**  
0.5 W (Stand-by) - 1200W (Peak)


**DIMENSIONS (HxWxD) :**  
455 x 448,5 x 448,5 mm  
17,9 x 17,6 x 17,6 in

**WEIGHT (EA) :**  
32 Kg - 70,5479 lb


FINISHES COMPOSITION

(CUSTOM FINISHES AVAILABLE)

RED HIGH GLOSS



WENGE HIGH GLOSS



PIANO BLACK HIGH GLOSS



BLACK LEATHER






## FINISHES COMPOSITION

(CUSTOM FINISHES AVAILABLE)

## WALNUT SEMI GLOSS




## WENGE SEMI GLOSS



## PIANO BLACK HIGH GLOSS



## BLACK LEATHER



## GRAVIS III



## SYSTEM :

Sealed box loading, single driver, active subwoofer

## LOUDSPEAKERS :

1 x 250 mm (10") long throw, sandwich honeycomb cone, wide rubber surround LF unit

## POWER AMPLIFICATION

600 W (nominal), 900 W (peak)

## FREQUENCY RESPONSE :

25 Hz (@- 6dB, acoustic Linkwitz 4th order roll-on, default setting) to Fc (user continuously adjustable)

## VOLTAGE MAINS INPUT

100-120Vac - 50/60Hz or 220-240 Vac - 50/60 Hz. Factory selected

## FUSE :

T6.3A L250V (100-120 Vac - 50/60 Hz)  
T3.15A L250V (220-240 Vac - 50/60 Hz)

## CONTROLS :

Direct access Master volume;  
APP control featuring: 4 selectable presets, volume, continuously adjustable crossover frequency (40 to 150 Hz , filtering slope 24 dB/oct); continuously adjustable signal phase (0° to 360°); up to 8 parametric EQ filters , Delay (1 to 20 ms); automatic room calibration ; selectable threshold auto power on/off

## AUDIO SIGNAL INPUTS :

2 x LINE (unbalanced), Left and Right/LFE - RCA plugs 1 x LINE (balanced) - XLR plug HIGH LEVEL - Neutrik 4-pole Speakon® plug

## POWER CONSUMPTION :

< 2 W (Stand-by) 700 W (rated power)

## DIMENSIONS (HxWxD) :

415 x 400 x 495 mm  
16.3 x 15.7 x 19.5 in

## WEIGHT (EA) :


26.7 Kg - 58.8 lb





FINISHES COMPOSITION


WENGE OPEN PORE



WHITE MATTE




WALNUT OPEN PORE



PIANO BLACK HIGH GLOSS



BLACK LEATHER



GRAVIS II



**SYSTEM :**  
Passive radiator bass-reflex loading active subwoofer

**LOUDSPEAKERS :**  
1 x 260mm (10") very long throw, treated paper cone, wide rubber surround woofer

**POWER AMPLIFICATION :**  
High linearity Class AB  
350 W rms, 700 W (peak)

**FREQUENCY RESPONSE :**  
From 25/35 Hz to Fc (user adjustable)

**VOLTAGE MAINS INPUT :**  
Factory selected, 120Vac - 60Hz or 230 Vac - 50 Hz

**FUSE :**  
T6.3A (110Vac, 60Hz); T3.15A (230V, 50Hz) Output signal short circuit; Over-heating; DC fault

**CONTROLS :**  
Independent Master and LFE volume controls;  
Continuously adjustable Crossover frequency (30 to 120Hz), slope 24dB/oct;  
Signal phase inversion switch (0/180°)  
Auto switch-on/off (deselectable)

**AUDIO SIGNAL INPUTS :**  
LFE (Low Frequency Effect), single phono plug; Line level signal, single phono plug; High level signals, Neutrik 4-pole Speakon®

**POWER CONSUMPTION :**  
0.5 W (Stand-by)  
450W (Rated power)

**DIMENSIONS (HxWxD) :**  
404 x 356 x 408 mm  
15,9 x 14 x 16 in

**WEIGHT (EA) :**  
21,5 Kg - 47,3 lb

GRAVIS I



**SYSTEM :**  
Closed box loading, down firing active subwoofer

**LOUDSPEAKERS :**  
1 x 210mm (8") very long throw, treated paper cone, wide rubber surround woofer

**POWER AMPLIFICATION :**  
High linearity Class AB  
150 W rms, 250 W (peak)

**FREQUENCY RESPONSE :**  
Factory selected, 120Vac - 60Hz or 230 Vac - 50 Hz

**VOLTAGE MAINS INPUT :**  
Factory selected, 120Vac - 60Hz or 230 Vac - 50 Hz

**FUSE :**  
T4.0A (110Vac, 60Hz); T2.0A (230V, 50Hz)  
Output signal short circuit Over-heating DC fault

**CONTROLS :**  
Independent Master and LFE volume controls;  
Continuously adjustable Crossover frequency (30 to 120Hz), slope 24dB/oct;  
Signal phase inversion switch (0/180°)  
Auto switch-on/off (deselectable)

**AUDIO SIGNAL INPUTS :**  
LFE (Low Frequency Effect), single phono plug; Line level signal, single phono plug; High level signals, Neutrik 4-pole Speakon®

**POWER CONSUMPTION :**  
0.5 W (Stand-by)  
250W (Rated power)

**DIMENSIONS (HxWxD) :**  
334 x 286 x 316 mm  
13.1 x 11.2 x 12.4 in

**WEIGHT (EA) :**  
14.5 Kg - 32 lb

